



DX13S COMMERCIAL

3-, 4-, & 5-TON, THREE-PHASE
SPLIT SYSTEM AIR CONDITIONER
13 SEER / R-410A

Cooling Capacity:
36,000 - 60,000 BTU/h

■ Contents

Nomenclature.....	2
Product Specifications.....	3
Expanded Cooling Data	4
AHRI Ratings	14
Dimensions	16
Wiring Diagrams	17
Accessories	19



■ Standard Features

- R-410A chlorine-free refrigerant
- Energy-efficient compressor
- Factory-installed filter drier
- Copper tube/ enhanced aluminum fin coil
- Service valves with sweat connections and easy-access gauge ports
- Contactor with lug connection
- Ground lug connection
- Complies with ASHRAE Standard 90.1
- AHRI Certified; ETL Listed

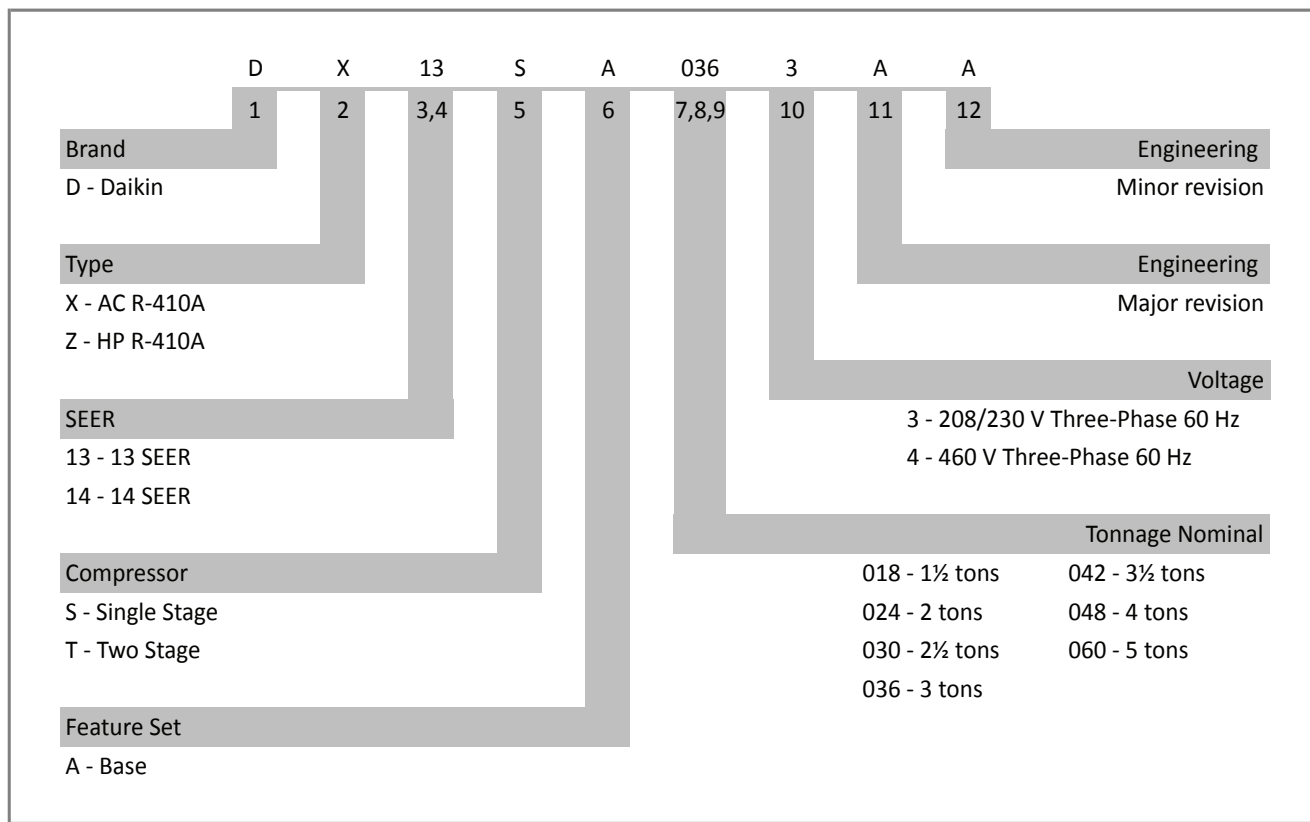
■ Cabinet Features

- Innovative louvered sound control top design
- Steel louver coil guard
- Heavy-gauge galvanized-steel cabinet
- Attractive Nickel Gray powder-paint finish
- Top and side maintenance access
- Single-panel access to controls with space provided for field-installed accessories
- When properly anchored, meets the 2010 Florida Building Code unit integrity requirements for hurricane-type winds (Anchor bracket kits available.)



* Complete warranty details available from your local dealer or at www.daikincomfort.com.

NOMENCLATURE



SPECIFICATIONS

	DX13SA 0363A*	DX13SA 0483A*	DX13SA 0484A*	DX13SA 0603A*	DX13SA 0604A*
COOLING CAPACITIES					
Nominal Cooling (BTU/h)	36,000	48,000	48,000	60,000	60,000
SEER	13	13	13	13	13
Decibels	74	76	76	72	72
COMPRESSOR					
RLA / LRA	10.4/73	13.1/83.1	6.1/41	16/110	7.8/52
Type	Scroll	Scroll	Scroll	Scroll	Scroll
CONDENSER FAN MOTOR					
Horsepower	1/6	1/4	1/4	1/4	1/4
FLA	1.1	1.5	0.8	1.5	0.8
REFRIGERATION SYSTEM					
Refrigerant Line Size					
Liquid Line Size ("O.D.)	3/8"	3/8"	3/8"	3/8"	3/8"
Suction Line Size ("O.D.)	3/4"	1 1/8"	1 1/8"	1 1/8"	1 1/8"
Refrigerant Connection Size					
Liquid Valve Size ("O.D.)	3/8"	3/8"	3/8"	3/8"	3/8"
Suction Valve Size ("O.D.) ^{3 4}	3/4" ³	7/8" ⁴	7/8" ⁴	7/8" ⁴	7/8" ⁴
Valve Type	Sweat	Sweat	Sweat	Sweat	Sweat
Refrigerant Charge	89	125	125	130	130
Piston Size	0.068	0.08	0.08	0.086	0.086
ELECTRICAL DATA					
AC Volts/ Hz/ Phase	208-230/ 60/ 3	208-230/ 60/ 3	460/ 60/ 3	208-230/ 60/ 3	460/ 60/ 3
Min. Circuit Ampacity ¹	14.1	17.9	8.4	21.5	10.6
Max. Overcurrent Device ²	20	30	15	35	15
Min / Max Volts	197/253	197/253	414/506	197/253	414/506
Electrical Conduit Size	1/2" or 3/4"	1/2" or 3/4"	1/2" or 3/4"	1/2" or 3/4"	1/2" or 3/4"
SHIP WEIGHT (LBS)	196	190	189	301	301

¹ Wire size should be determined in accordance with National Electrical Codes; extensive wire runs will require larger wire sizes

² Must use time-delay fuses or HACR-type circuit breakers of the same size as noted.

³ Installer will need to supply 3/4" to 7/8" adapters for suction line connections.

⁴ Installer will need to supply 7/8" to 1 1/8" adapters for suction line connections.

NOTES

- Always check the S&R plate for electrical data on the unit being installed.
- Unit is charged with refrigerant for 15' of 3/8" liquid line. System charge must be adjusted per Installation Instructions Final Charge Procedure.

EXPANDED COOLING DATA — DX13SA0363A* / CA*F3636*6D*

IDB	Airflow	OUTDOOR AMBIENT TEMPERATURE																								
		65				75				85				95				105				115				
		59	63	67	71	59	63	67	71	59	63	67	71	59	63	67	71	59	63	67	71	59	63	67	71	
70	1050	MBh	31.1	32.2	35.3	-	30.4	31.5	34.5	-	29.6	30.7	33.7	-	28.9	30.0	32.8	-	27.5	28.5	31.2	-	25.4	26.4	28.9	-
		S/T	0.70	0.58	0.40	-	0.72	0.60	0.42	-	0.74	0.62	0.43	-	0.76	0.64	0.44	-	0.79	0.66	0.46	-	0.80	0.67	0.46	-
		ΔT	19	16	12	-	19	17	13	-	19	17	13	-	19	17	13	-	19	16	13	-	18	15	12	-
		kW	2.42	2.47	2.54	-	2.60	2.65	2.73	-	2.75	2.81	2.89	-	2.88	2.94	3.04	-	3.00	3.06	3.16	-	3.10	3.16	3.26	-
		Amps	6.1	6.3	6.5	-	6.6	6.7	7.0	-	7.1	7.3	7.5	-	7.6	7.8	8.0	-	8.1	8.3	8.5	-	8.5	8.7	9.0	-
		HI PR	224	242	255	-	252	271	286	-	286	308	326	-	326	351	371	-	367	395	417	-	406	436	461	-
	LO PR	103	109	120	-	109	116	126	-	113	120	131	-	119	126	138	-	124	132	144	-	129	137	149	-	
	1200	MBh	33.7	34.9	38.2	-	32.9	34.1	37.4	-	32.1	33.3	36.5	-	31.3	32.5	35.6	-	29.8	30.8	33.8	-	27.6	28.6	31.3	-
		S/T	0.72	0.60	0.42	-	0.75	0.62	0.43	-	0.77	0.64	0.44	-	0.79	0.66	0.46	-	0.82	0.69	0.48	-	0.83	0.69	0.48	-
		ΔT	19	16	12	-	19	16	12	-	19	16	12	-	19	16	12	-	19	16	12	-	17	15	11	-
		kW	2.48	2.53	2.60	-	2.66	2.71	2.79	-	2.81	2.87	2.96	-	2.95	3.02	3.11	-	3.07	3.14	3.24	-	3.17	3.24	3.34	-
		Amps	6.3	6.4	6.6	-	6.8	6.9	7.1	-	7.3	7.5	7.7	-	7.8	8.0	8.3	-	8.3	8.5	8.8	-	8.8	9.0	9.3	-
HI PR		231	249	263	-	260	279	295	-	295	318	336	-	336	362	382	-	378	407	430	-	418	450	475	-	
LO PR	106	113	123	-	112	119	130	-	116	124	135	-	122	130	142	-	128	136	149	-	133	141	154	-		
1350	MBh	34.7	36.0	39.4	-	33.9	35.1	38.5	-	33.1	34.3	37.6	-	32.3	33.4	36.6	-	30.7	31.8	34.8	-	28.4	29.4	32.2	-	
	S/T	0.76	0.63	0.44	-	0.78	0.65	0.45	-	0.80	0.67	0.47	-	0.83	0.69	0.48	-	0.86	0.72	0.50	-	0.87	0.73	0.50	-	
	ΔT	18	15	12	-	18	16	12	-	18	16	12	-	18	16	12	-	18	16	12	-	17	15	11	-	
	kW	2.50	2.55	2.62	-	2.68	2.73	2.81	-	2.84	2.90	2.98	-	2.98	3.04	3.13	-	3.10	3.16	3.26	-	3.20	3.27	3.37	-	
	Amps	6.3	6.5	6.7	-	6.8	7.0	7.2	-	7.4	7.6	7.8	-	7.9	8.1	8.3	-	8.4	8.6	8.9	-	8.9	9.1	9.4	-	
	HI PR	234	252	266	-	262	282	298	-	298	321	339	-	340	366	386	-	382	411	434	-	422	454	480	-	
LO PR	107	114	124	-	113	120	131	-	118	125	137	-	124	131	144	-	130	138	150	-	134	143	156	-		
75	1050	MBh	31.6	32.5	35.2	37.8	30.9	31.8	34.4	36.9	30.1	31.0	33.6	36.1	29.4	30.3	32.8	35.2	27.9	28.8	31.1	33.4	25.9	26.6	28.8	31.0
		S/T	0.79	0.71	0.54	0.34	0.82	0.73	0.55	0.36	0.84	0.75	0.57	0.37	0.87	0.78	0.59	0.38	0.90	0.81	0.61	0.39	0.91	0.81	0.61	0.40
		ΔT	22	20	17	11	22	20	17	12	22	20	17	12	22	21	17	12	22	20	17	11	22	20	16	11
		kW	2.44	2.49	2.56	2.64	2.62	2.67	2.75	2.83	2.77	2.83	2.91	3.01	2.91	2.97	3.06	3.16	3.02	3.09	3.18	3.29	3.12	3.19	3.29	3.40
		Amps	6.2	6.3	6.5	6.7	6.6	6.8	7.0	7.3	7.2	7.4	7.6	7.9	7.7	7.9	8.1	8.4	8.2	8.3	8.6	8.9	8.6	8.8	9.1	9.5
		HI PR	227	244	258	269	254	274	289	302	289	311	329	343	330	355	375	391	371	399	421	439	410	441	466	486
	LO PR	104	111	121	129	110	117	128	136	114	121	133	141	120	128	139	148	126	134	146	155	130	138	151	161	
	1200	MBh	34.2	35.3	38.2	41.0	33.5	34.4	37.3	40.0	32.7	33.6	36.4	39.1	31.9	32.8	35.5	38.1	30.3	31.2	33.7	36.2	28.0	28.9	31.2	33.5
		S/T	0.82	0.73	0.56	0.36	0.85	0.76	0.58	0.37	0.87	0.78	0.59	0.38	0.90	0.80	0.61	0.39	0.93	0.83	0.63	0.41	0.94	0.84	0.64	0.41
		ΔT	22	20	16	11	22	20	16	11	22	20	16	11	22	20	17	11	22	20	16	11	20	19	15	11
		kW	2.50	2.55	2.62	2.70	2.68	2.73	2.82	2.90	2.84	2.90	2.98	3.08	2.98	3.04	3.13	3.23	3.10	3.16	3.26	3.37	3.20	3.27	3.37	3.48
		Amps	6.3	6.5	6.7	6.9	6.8	7.0	7.2	7.5	7.4	7.6	7.8	8.1	7.9	8.1	8.3	8.6	8.4	8.6	8.9	9.2	8.9	9.1	9.4	9.7
HI PR		234	252	266	277	262	282	298	311	298	321	339	354	340	366	386	403	382	411	434	453	422	454	480	501	
LO PR	107	114	124	133	113	120	131	140	118	125	137	146	124	131	144	153	130	138	150	160	134	143	156	166		
1350	MBh	35.3	36.3	39.3	42.2	34.5	35.5	38.4	41.2	33.6	34.6	37.5	40.2	32.8	33.8	36.6	39.3	31.2	32.1	34.7	37.3	28.9	29.7	32.2	34.5	
	S/T	0.86	0.77	0.58	0.37	0.89	0.80	0.60	0.39	0.91	0.82	0.62	0.40	0.94	0.84	0.64	0.41	0.98	0.88	0.66	0.43	0.99	0.88	0.67	0.43	
	ΔT	21	19	16	11	21	19	16	11	21	19	16	11	21	19	16	11	21	19	16	11	19	18	15	10	
	kW	2.52	2.57	2.64	2.72	2.70	2.75	2.84	2.92	2.86	2.92	3.01	3.10	3.00	3.06	3.16	3.26	3.12	3.19	3.29	3.39	3.23	3.29	3.40	3.51	
	Amps	6.4	6.5	6.7	7.0	6.9	7.0	7.3	7.5	7.5	7.6	7.9	8.2	8.0	8.1	8.4	8.7	8.5	8.7	8.9	9.3	8.9	9.2	9.5	9.8	
	HI PR	236	254	268	280	265	285	301	314	301	324	342	357	343	369	390	407	386	415	439	458	427	459	485	506	
LO PR	108	115	126	134	114	122	133	141	119	126	138	147	125	133	145	154	131	139	152	162	135	144	157	167		

IDB: Entering Indoor Dry Bulb Temperature
 High and low pressures are measured at the liquid and suction service valves.
 Shaded area is ACCA (TVA) conditions
 KW=Total system power
 Amps = outdoor unit amps (comp.+fan)

EXPANDED COOLING DATA — DX13SA0363A* / CA*F3636*6D* (CONT.)

IDB	Airflow	OUTDOOR AMBIENT TEMPERATURE																								
		65				75				85				95				105				115				
		59	63	67	71	59	63	67	71	59	63	67	71	59	63	67	71	59	63	67	71	59	63	67	71	
80	1050	MBh	32.2	32.9	35.1	37.5	31.4	32.1	34.3	36.7	30.7	31.3	33.5	35.8	29.9	30.6	32.7	34.9	28.4	29.1	31.0	33.2	26.3	26.9	28.8	30.7
		S/T	0.87	0.81	0.66	0.49	0.90	0.84	0.69	0.51	0.92	0.86	0.70	0.53	0.95	0.89	0.73	0.54	0.99	0.93	0.75	0.56	1.00	0.93	0.76	0.57
	ΔT	24	23	20	16	25	24	21	16	25	24	21	16	25	24	21	17	25	24	20	16	23	22	19	15	
	kW	2.46	2.51	2.58	2.66	2.64	2.69	2.77	2.86	2.79	2.85	2.94	3.03	2.93	2.99	3.08	3.18	3.05	3.11	3.21	3.31	3.15	3.21	3.32	3.42	
	Amps	6.2	6.4	6.6	6.8	6.7	6.9	7.1	7.3	7.3	7.4	7.7	8.0	7.7	7.9	8.2	8.5	8.2	8.4	8.7	9.0	8.7	8.9	9.2	9.5	
	HI PR	229	246	260	271	257	277	292	305	292	315	332	346	333	358	378	395	375	403	426	444	414	445	470	490	
	LO PR	105	112	122	130	111	118	129	137	115	123	134	143	121	129	141	150	127	135	147	157	131	140	152	162	
	MBh	34.9	35.6	38.1	40.7	34.0	34.8	37.2	39.7	33.2	34.0	36.3	38.8	32.4	33.1	35.4	37.8	30.8	31.5	33.6	36.0	28.5	29.2	31.2	33.3	
	S/T	0.90	0.84	0.69	0.51	0.93	0.87	0.71	0.53	0.96	0.90	0.73	0.55	0.99	0.93	0.75	0.56	1.00	0.96	0.78	0.58	1.00	0.97	0.79	0.59	
	ΔT	24	23	20	16	24	23	20	16	24	23	20	16	25	23	20	16	24	23	20	16	22	22	19	15	
kW	2.52	2.57	2.64	2.72	2.70	2.75	2.84	2.93	2.86	2.92	3.01	3.10	3.00	3.06	3.16	3.26	3.12	3.19	3.29	3.39	3.23	3.29	3.40	3.51		
Amps	6.4	6.5	6.7	7.0	6.9	7.0	7.3	7.5	7.5	7.6	7.9	8.2	8.0	8.1	8.4	8.7	8.5	8.7	8.9	9.3	8.9	9.2	9.5	9.8		
HI PR	236	254	268	280	265	285	301	314	301	324	342	357	343	369	390	407	386	415	439	458	427	459	485	506		
LO PR	108	115	126	134	114	122	133	141	119	126	138	147	125	133	145	154	131	139	152	162	135	144	157	167		
MBh	35.9	36.7	39.2	41.9	35.1	35.8	38.3	40.9	34.2	35.0	37.4	40.0	33.4	34.1	36.5	39.0	31.7	32.4	34.6	37.0	29.4	30.0	32.1	34.3		
S/T	0.94	0.88	0.72	0.54	1.00	0.92	0.75	0.56	1.00	0.94	0.76	0.57	1.00	0.97	0.79	0.59	1.00	1.00	0.82	0.61	1.00	1.00	0.83	0.62		
ΔT	23	22	19	15	24	22	19	16	23	22	19	16	23	23	20	16	22	22	19	15	20	20	18	14		
kW	2.54	2.59	2.66	2.74	2.72	2.77	2.86	2.95	2.88	2.94	3.03	3.13	3.02	3.09	3.19	3.29	3.15	3.21	3.32	3.42	3.25	3.32	3.43	3.54		
Amps	6.4	6.6	6.8	7.0	6.9	7.1	7.3	7.6	7.5	7.7	8.0	8.2	8.0	8.2	8.5	8.8	8.5	8.7	9.0	9.4	9.0	9.2	9.5	9.9		
HI PR	238	257	271	283	268	288	304	317	304	328	346	361	347	373	394	411	390	420	443	462	431	464	490	511		
LO PR	109	116	127	135	116	123	134	143	120	128	139	148	126	134	146	156	132	141	153	163	137	145	159	169		
85	1050	MBh	32.7	33.4	34.9	37.3	32.0	32.6	34.1	36.4	31.2	31.8	33.3	35.6	30.5	31.0	32.5	34.7	28.9	29.5	30.9	33.0	26.8	27.3	28.6	30.5
		S/T	0.91	0.88	0.79	0.64	0.94	0.91	0.82	0.67	0.97	0.93	0.84	0.68	1.00	0.96	0.87	0.70	1.00	1.00	0.90	0.73	1.00	1.00	0.91	0.74
	ΔT	26	26	24	21	26	26	25	21	26	26	25	21	27	26	25	21	25	26	24	21	23	24	23	20	
	kW	2.48	2.53	2.60	2.68	2.66	2.71	2.79	2.88	2.81	2.87	2.96	3.05	2.95	3.01	3.11	3.21	3.07	3.14	3.23	3.34	3.17	3.24	3.34	3.45	
	Amps	6.3	6.4	6.6	6.9	6.8	6.9	7.1	7.4	7.3	7.5	7.7	8.0	7.8	8.0	8.3	8.6	8.3	8.5	8.8	9.1	8.8	9.0	9.3	9.6	
	HI PR	231	249	263	274	260	279	295	308	295	318	335	350	336	362	382	399	378	407	430	448	418	450	475	495	
	LO PR	106	113	123	131	112	119	130	139	116	124	135	144	122	130	142	151	128	136	149	159	133	141	154	164	
	MBh	35.5	36.2	37.9	40.4	34.6	35.3	37.0	39.5	33.8	34.5	36.1	38.5	33.0	33.6	35.2	37.6	31.3	31.9	33.5	35.7	29.0	29.6	31.0	33.1	
	S/T	0.94	0.91	0.82	0.67	0.98	0.94	0.85	0.69	1.00	0.97	0.87	0.71	1.00	1.00	0.90	0.73	1.00	1.00	0.93	0.76	1.00	1.00	0.94	0.76	
	ΔT	26	25	24	21	26	26	24	21	26	26	24	21	26	26	24	21	24	24	24	21	22	23	22	19	
kW	2.54	2.59	2.66	2.74	2.72	2.77	2.86	2.95	2.88	2.94	3.03	3.13	3.02	3.09	3.19	3.29	3.15	3.21	3.32	3.42	3.25	3.32	3.43	3.54		
Amps	6.4	6.6	6.8	7.0	6.9	7.1	7.3	7.6	7.5	7.7	8.0	8.2	8.0	8.2	8.5	8.8	8.5	8.7	9.0	9.4	9.0	9.2	9.5	9.9		
HI PR	238	257	271	283	268	288	304	317	304	328	346	361	347	373	394	411	390	420	443	462	431	464	490	511		
LO PR	109	116	127	135	116	123	134	143	120	128	139	148	126	134	146	156	132	141	153	163	137	145	159	169		
MBh	36.5	37.2	39.0	41.6	35.7	36.4	38.1	40.6	34.8	35.5	37.2	39.7	34.0	34.6	36.3	38.7	32.3	32.9	34.5	36.8	29.9	30.5	31.9	34.1		
S/T	0.99	0.95	0.86	0.70	1.00	0.99	0.89	0.72	1.00	1.00	0.91	0.74	1.00	1.00	0.94	0.77	1.00	1.00	0.98	0.80	1.00	1.00	0.99	0.80		
ΔT	25	24	23	20	24	24	23	20	24	24	23	20	23	24	23	20	22	22	23	20	20	21	21	19		
kW	2.55	2.61	2.68	2.76	2.74	2.80	2.88	2.97	2.90	2.96	3.06	3.15	3.05	3.11	3.21	3.31	3.17	3.24	3.34	3.45	3.28	3.35	3.46	3.57		
Amps	6.5	6.7	6.9	7.1	7.0	7.2	7.4	7.7	7.6	7.8	8.0	8.3	8.1	8.3	8.6	8.9	8.6	8.8	9.1	9.4	9.1	9.3	9.6	10.0		
HI PR	241	259	274	285	270	291	307	320	307	331	349	364	350	377	398	415	394	424	448	467	435	468	495	516		
LO PR	110	117	128	137	117	124	135	144	121	129	141	150	127	135	148	158	133	142	155	165	138	147	160	171		

IDB: Entering Indoor Dry Bulb Temperature
 High and low pressures are measured at the liquid and suction service valves.
 Shaded area is AHRI (TVA) conditions
 Amps = outdoor unit amps (comp. + fan)
 KW= Total system power

EXPANDED COOLING DATA — DX13SA0483A* / CA*F4860*6D*

IDB		OUTDOOR AMBIENT TEMPERATURE												ENTERING INDOOR WET BULB TEMPERATURE											
		65				75				85				95				105				115			
		59	63	67	71	59	63	67	71	59	63	67	71	59	63	67	71	59	63	67	71	59	63	67	71
1400	MBh	40.4	41.9	45.9	-	39.5	40.9	44.8	-	38.5	39.9	43.7	-	37.6	38.9	42.7	-	35.7	37.0	40.5	-	33.1	34.3	37.5	-
	S/T	0.71	0.59	0.41	-	0.73	0.61	0.42	-	0.75	0.63	0.44	-	0.78	0.65	0.45	-	0.81	0.67	0.47	-	0.81	0.68	0.47	-
	ΔT	19	16	12	-	19	16	12	-	19	16	13	-	19	17	13	-	19	16	12	-	18	15	12	-
	kW	3.15	3.21	3.30	-	3.37	3.43	3.53	-	3.56	3.63	3.73	-	3.72	3.80	3.91	-	3.87	3.95	4.07	-	3.99	4.07	4.20	-
	Amps	6.9	7.0	7.2	-	7.4	7.5	7.7	-	7.9	8.1	8.3	-	8.4	8.6	8.8	-	8.9	9.1	9.4	-	9.4	9.6	9.9	-
	HI PR	219	235	249	-	245	264	279	-	279	300	317	-	318	342	361	-	358	385	406	-	395	425	449	-
LO PR	104	111	121	-	110	117	128	-	115	122	133	-	120	128	140	-	126	134	146	-	130	139	151	-	
70	MBh	43.8	45.4	49.7	-	42.7	44.3	48.5	-	41.7	43.2	47.4	-	40.7	42.2	46.2	-	38.7	40.1	43.9	-	35.8	37.1	40.7	-
	S/T	0.73	0.61	0.43	-	0.76	0.64	0.44	-	0.78	0.65	0.45	-	0.81	0.67	0.47	-	0.84	0.70	0.48	-	0.84	0.70	0.49	-
	ΔT	18	16	12	-	19	16	12	-	19	16	12	-	19	16	12	-	19	16	12	-	17	15	11	-
	kW	3.22	3.28	3.37	-	3.44	3.51	3.61	-	3.64	3.71	3.82	-	3.81	3.89	4.01	-	3.96	4.04	4.16	-	4.09	4.17	4.30	-
	Amps	7.0	7.2	7.4	-	7.5	7.7	7.9	-	8.1	8.3	8.5	-	8.6	8.8	9.1	-	9.1	9.3	9.6	-	9.6	9.8	10.1	-
	HI PR	225	243	256	-	253	272	287	-	288	310	327	-	328	353	372	-	369	397	419	-	407	438	463	-
LO PR	108	114	125	-	114	121	132	-	118	126	137	-	124	132	144	-	130	138	151	-	134	143	156	-	
1800	MBh	45.1	46.7	51.2	-	44.0	45.6	50.0	-	43.0	44.5	48.8	-	41.9	43.5	47.6	-	39.8	41.3	45.2	-	36.9	38.2	41.9	-
	S/T	0.77	0.64	0.45	-	0.80	0.67	0.46	-	0.82	0.68	0.47	-	0.85	0.71	0.49	-	0.88	0.73	0.51	-	0.88	0.74	0.51	-
	ΔT	18	15	12	-	18	16	12	-	18	16	12	-	18	16	12	-	18	15	12	-	17	14	11	-
	kW	3.24	3.30	3.40	-	3.47	3.53	3.64	-	3.67	3.74	3.85	-	3.84	3.92	4.04	-	3.99	4.07	4.20	-	4.12	4.20	4.33	-
	Amps	7.1	7.2	7.5	-	7.6	7.8	8.0	-	8.2	8.4	8.6	-	8.7	8.9	9.1	-	9.2	9.4	9.7	-	9.7	9.9	10.2	-
	HI PR	228	245	259	-	256	275	290	-	291	313	330	-	331	356	376	-	372	401	423	-	411	443	468	-
LO PR	109	116	126	-	115	122	133	-	119	127	139	-	125	133	146	-	131	140	152	-	136	144	158	-	
1400	MBh	41.1	42.3	45.8	49.1	40.1	41.3	44.7	48.0	39.2	40.3	43.7	46.8	38.2	39.3	42.6	45.7	36.3	37.4	40.5	43.4	33.6	34.6	37.5	40.2
	S/T	0.81	0.72	0.55	0.35	0.83	0.75	0.56	0.36	0.86	0.77	0.58	0.37	0.88	0.79	0.60	0.38	0.92	0.82	0.62	0.40	0.92	0.83	0.63	0.40
	ΔT	22	20	16	11	22	20	17	11	22	20	17	11	22	20	16	11	22	20	16	11	20	19	15	11
	kW	3.17	3.23	3.32	3.42	3.39	3.46	3.56	3.66	3.58	3.65	3.76	3.88	3.75	3.83	3.94	4.06	3.90	3.98	4.10	4.23	4.02	4.11	4.23	4.36
	Amps	6.9	7.1	7.3	7.5	7.4	7.6	7.8	8.1	8.0	8.2	8.4	8.7	8.5	8.7	8.9	9.2	9.0	9.2	9.4	9.8	9.4	9.6	9.9	10.3
	HI PR	221	238	251	262	248	267	282	294	282	303	320	334	321	346	365	381	361	389	411	428	399	430	454	473
LO PR	105	112	122	130	111	118	129	138	116	123	134	143	122	129	141	150	127	136	148	158	132	140	153	163	
1600	MBh	44.5	45.8	49.6	53.2	43.5	44.8	48.4	52.0	42.4	43.7	47.3	50.8	41.4	42.6	46.1	49.5	39.3	40.5	43.8	47.0	36.4	37.5	40.6	43.6
	S/T	0.84	0.75	0.57	0.36	0.87	0.77	0.59	0.38	0.89	0.79	0.60	0.39	0.92	0.82	0.62	0.40	0.95	0.85	0.64	0.41	0.96	0.86	0.65	0.42
	ΔT	21	20	16	11	22	20	16	11	22	20	16	11	22	20	16	11	21	20	16	11	20	18	15	10
	kW	3.24	3.30	3.40	3.50	3.47	3.53	3.64	3.75	3.67	3.74	3.85	3.97	3.84	3.92	4.04	4.16	3.99	4.07	4.20	4.33	4.12	4.20	4.33	4.47
	Amps	7.1	7.2	7.5	7.7	7.6	7.8	8.0	8.3	8.2	8.4	8.6	8.9	8.7	8.9	9.1	9.5	9.2	9.4	9.7	10.0	9.7	9.9	10.2	10.6
	HI PR	228	245	259	270	256	275	290	303	291	313	330	345	331	356	376	392	372	401	423	441	412	443	468	488
LO PR	109	116	126	134	115	122	133	142	119	127	139	148	125	133	146	155	131	140	153	162	136	145	158	168	
1800	MBh	45.8	47.2	51.1	54.8	44.8	46.1	49.9	53.6	43.7	45.0	48.7	52.3	42.6	43.9	47.5	51.0	40.5	41.7	45.1	48.5	37.5	38.6	41.8	44.9
	S/T	0.88	0.78	0.59	0.38	0.91	0.81	0.61	0.40	0.93	0.83	0.63	0.41	0.96	0.86	0.65	0.42	1.00	0.89	0.67	0.43	1.00	0.90	0.68	0.44
	ΔT	21	19	15	11	21	19	16	11	21	19	16	11	21	19	16	11	21	19	16	11	19	18	15	10
	kW	3.27	3.33	3.42	3.52	3.49	3.56	3.67	3.78	3.69	3.77	3.88	4.00	3.87	3.95	4.07	4.19	4.02	4.10	4.23	4.36	4.15	4.24	4.37	4.51
	Amps	7.2	7.3	7.5	7.8	7.7	7.8	8.1	8.3	8.2	8.4	8.7	9.0	8.8	8.9	9.2	9.5	9.3	9.5	9.8	10.1	9.8	10.0	10.3	10.7
	HI PR	230	248	261	273	258	278	293	306	294	316	334	348	334	360	380	396	376	405	427	446	416	447	472	493
LO PR	110	117	127	136	116	123	135	143	120	128	140	149	127	135	147	157	133	141	154	164	137	146	159	170	

IDB: Entering Indoor Dry Bulb Temperature
 High and low pressures are measured at the liquid and suction service valves.
 Shaded area is ACCA (TVA) conditions
 Amps = outdoor unit amps (comp. fan)
 kW=Total system power

EXPANDED COOLING DATA — DX13SA0484A* / CA*F4860*6D*

IDB	Airflow	OUTDOOR AMBIENT TEMPERATURE												ENTERING INDOOR WET BULB TEMPERATURE													
		65				75				85				95				105				115					
		59	63	67	71	59	63	67	71	59	63	67	71	59	63	67	71	59	63	67	71	59	63	67	71		
70	1400	MBh	40.4	41.9	45.9	-	39.5	40.9	44.8	-	38.5	39.9	43.7	-	37.6	38.9	42.7	-	35.7	37.0	40.5	-	33.1	34.3	37.5	-	
		S/T	0.71	0.59	0.41	-	0.73	0.61	0.42	-	0.75	0.63	0.44	-	0.78	0.65	0.45	-	0.81	0.67	0.47	-	0.81	0.68	0.47	-	
		ΔT	19	16	12	-	19	16	12	-	19	16	13	-	19	17	13	-	19	16	12	-	18	15	12	-	
	1600	kW	3.15	3.21	3.30	-	3.36	3.43	3.53	-	3.56	3.63	3.73	-	3.72	3.80	3.91	-	3.87	3.95	4.07	-	3.99	4.07	4.20	-	
		Amps	3.7	3.8	3.9	-	4.0	4.1	4.2	-	4.3	4.4	4.5	-	4.6	4.7	4.8	-	4.8	4.9	5.1	-	5.1	5.2	5.4	-	
		HI PR	219	235	249	-	245	264	279	-	279	300	317	-	318	342	361	-	358	385	406	-	395	425	449	-	
	1800	LO PR	104	111	121	-	110	117	128	-	115	122	133	-	120	128	140	-	126	134	146	-	130	139	151	-	
		MBh	43.8	45.4	49.7	-	42.7	44.3	48.5	-	41.7	43.2	47.4	-	40.7	42.2	46.2	-	38.7	40.1	43.9	-	35.8	37.1	40.7	-	
		S/T	0.73	0.61	0.43	-	0.76	0.64	0.44	-	0.78	0.65	0.45	-	0.81	0.67	0.47	-	0.84	0.70	0.48	-	0.84	0.70	0.49	-	
	75	1400	ΔT	18	16	12	-	19	16	12	-	19	16	12	-	19	16	12	-	19	16	12	-	17	15	11	-
			kW	3.22	3.28	3.37	-	3.44	3.51	3.61	-	3.64	3.71	3.82	-	3.81	3.89	4.01	-	3.96	4.04	4.16	-	4.09	4.17	4.30	-
			Amps	3.8	3.9	4.0	-	4.1	4.2	4.3	-	4.4	4.5	4.6	-	4.7	4.8	4.9	-	4.9	5.1	5.2	-	5.2	5.3	5.5	-
1600		HI PR	225	243	256	-	253	272	287	-	288	310	327	-	328	353	372	-	369	397	419	-	407	438	463	-	
		LO PR	108	114	125	-	114	121	132	-	118	126	137	-	124	132	144	-	130	138	151	-	134	143	156	-	
		MBh	45.1	46.7	51.2	-	44.0	45.6	50.0	-	43.0	44.5	48.8	-	41.9	43.5	47.6	-	39.8	41.3	45.2	-	36.9	38.2	41.9	-	
1800		S/T	0.77	0.64	0.45	-	0.80	0.67	0.46	-	0.82	0.68	0.47	-	0.85	0.71	0.49	-	0.88	0.73	0.51	-	0.88	0.74	0.51	-	
		ΔT	18	15	12	-	18	16	12	-	18	16	12	-	18	16	12	-	18	15	12	-	17	14	11	-	
		kW	3.24	3.30	3.40	-	3.47	3.53	3.64	-	3.66	3.74	3.85	-	3.84	3.92	4.04	-	3.99	4.07	4.20	-	4.12	4.20	4.33	-	
70		1400	Amps	3.9	3.9	4.0	-	4.1	4.2	4.3	-	4.4	4.5	4.7	-	4.7	4.8	5.0	-	5.0	5.1	5.3	-	5.3	5.4	5.5	-
			HI PR	228	245	259	-	256	275	290	-	291	313	330	-	331	356	376	-	372	401	423	-	411	443	468	-
			LO PR	109	116	126	-	115	122	133	-	119	127	139	-	125	133	146	-	131	140	152	-	136	144	158	-
	1600	MBh	41.1	42.3	45.8	49.1	40.1	41.3	44.7	48.0	39.2	40.3	43.7	46.8	38.2	39.3	42.6	45.7	36.3	37.4	40.5	43.4	33.6	34.6	37.5	40.2	
		S/T	0.81	0.72	0.55	0.35	0.83	0.75	0.56	0.36	0.86	0.77	0.58	0.37	0.88	0.79	0.60	0.38	0.92	0.82	0.62	0.40	0.92	0.83	0.63	0.40	
		ΔT	22	20	16	11	22	20	17	11	22	20	17	11	22	20	16	11	22	20	16	11	20	19	15	11	
	1800	kW	3.17	3.23	3.32	3.42	3.39	3.46	3.56	3.66	3.58	3.65	3.76	3.88	3.75	3.83	3.94	4.06	3.90	3.98	4.10	4.23	4.02	4.11	4.23	4.36	
		Amps	3.8	3.8	3.9	4.1	4.0	4.1	4.2	4.4	4.3	4.4	4.6	4.7	4.6	4.7	4.8	5.0	4.9	5.0	5.1	5.3	5.1	5.2	5.4	5.6	
		HI PR	221	238	251	262	248	267	282	294	282	303	320	334	321	346	365	381	361	389	411	428	399	430	454	473	
	75	1400	LO PR	105	112	122	130	111	118	129	138	116	123	134	143	122	129	141	150	127	136	148	158	132	140	153	163
			MBh	44.5	45.8	49.6	53.2	43.5	44.8	48.4	52.0	42.4	43.7	47.3	50.8	41.4	42.6	46.1	49.5	39.3	40.5	43.8	47.0	36.4	37.5	40.6	43.6
			S/T	0.84	0.75	0.57	0.36	0.87	0.77	0.59	0.38	0.89	0.79	0.60	0.39	0.92	0.82	0.62	0.40	0.95	0.85	0.64	0.41	0.96	0.86	0.65	0.42
1600		ΔT	21	20	16	11	22	20	16	11	22	20	16	11	22	20	16	11	21	20	16	11	20	18	15	10	
		kW	3.24	3.30	3.40	3.50	3.47	3.53	3.64	3.75	3.67	3.74	3.85	3.97	3.84	3.92	4.04	4.16	3.99	4.07	4.20	4.33	4.12	4.20	4.33	4.47	
		Amps	3.9	3.9	4.0	4.2	4.1	4.2	4.3	4.5	4.4	4.5	4.7	4.8	4.7	4.8	5.0	5.1	5.0	5.1	5.3	5.4	5.3	5.4	5.5	5.7	
1800		HI PR	228	245	259	270	256	275	290	303	291	313	330	345	331	356	376	392	372	401	423	441	412	443	468	488	
		LO PR	109	116	126	134	115	122	133	142	119	127	139	148	125	133	146	155	131	140	153	162	136	145	158	168	
		MBh	45.8	47.2	51.1	54.8	44.8	46.1	49.9	53.6	43.7	45.0	48.7	52.3	42.6	43.9	47.5	51.0	40.5	41.7	45.1	48.5	37.5	38.6	41.8	44.9	
70		1400	S/T	0.88	0.78	0.59	0.38	0.91	0.81	0.61	0.40	0.93	0.83	0.63	0.41	0.96	0.86	0.65	0.42	1.00	0.89	0.67	0.43	1.00	0.90	0.68	0.44
			ΔT	21	19	15	11	21	19	16	11	21	19	16	11	21	19	16	11	21	19	16	11	19	18	15	10
			kW	3.26	3.33	3.42	3.52	3.49	3.56	3.66	3.77	3.69	3.77	3.88	4.00	3.87	3.95	4.07	4.19	4.02	4.10	4.23	4.36	4.15	4.24	4.37	4.51
75	1600	Amps	3.9	4.0	4.1	4.2	4.2	4.2	4.4	4.5	4.5	4.6	4.7	4.9	4.8	4.9	5.0	5.2	5.0	5.1	5.3	5.5	5.3	5.4	5.6	5.8	
		HI PR	230	248	261	273	258	278	293	306	294	316	334	348	334	360	380	396	376	405	427	446	416	447	472	493	
		LO PR	110	117	127	136	116	123	135	143	120	128	140	149	127	135	147	157	133	141	154	164	137	146	159	170	

IDB: Entering Indoor Dry Bulb Temperature
 High and low pressures are measured at the liquid and suction service valves.
 Shaded area is ACCA (TVA) conditions
 KW= Total system power
 Amps = outdoor unit amps (comp. * fan)

EXPANDED COOLING DATA — DX13SA0484A* / CA*F4860*6D* (CONT.)

IDB	Airflow	OUTDOOR AMBIENT TEMPERATURE												ENTERING INDOOR WET BULB TEMPERATURE												
		65				75				85				95				105				115				
		59	63	67	71	59	63	67	71	59	63	67	71	59	63	67	71	59	63	67	71	59	63	67	71	
80	1400	MBh	41.8	42.7	45.6	48.8	40.8	41.7	44.6	47.7	39.9	40.7	43.5	46.5	38.9	39.7	42.5	45.4	36.9	37.8	40.3	43.1	34.2	35.0	37.4	39.9
		S/T	0.88	0.83	0.67	0.50	0.92	0.86	0.70	0.52	0.94	0.88	0.72	0.54	0.97	0.91	0.74	0.55	1.01	0.94	0.77	0.57	1.01	0.95	0.77	0.58
	ΔT	24	23	20	16	25	24	20	16	25	24	20	16	25	24	21	16	24	23	20	16	23	22	19	15	
	kW	3.19	3.25	3.35	3.44	3.41	3.48	3.58	3.69	3.61	3.68	3.79	3.91	3.78	3.86	3.97	4.10	3.93	4.01	4.13	4.26	4.05	4.14	4.27	4.40	
	Amps	3.8	3.9	4.0	4.1	4.1	4.1	4.3	4.4	4.4	4.5	4.6	4.8	4.6	4.7	4.9	5.1	4.9	5.0	5.2	5.3	5.2	5.3	5.5	5.6	
	HI PR	223	240	254	265	250	269	285	297	285	306	324	338	324	349	369	384	365	393	415	433	403	434	458	478	
	LO PR	106	113	124	132	112	120	131	139	117	124	136	145	123	131	143	152	129	137	149	159	133	142	155	165	
	MBh	45.3	46.3	49.5	52.9	44.2	45.2	48.3	51.6	43.2	44.1	47.2	50.4	42.1	43.1	46.0	49.2	40.0	40.9	43.7	46.7	37.1	37.9	40.5	43.3	
	S/T	0.92	0.86	0.70	0.52	0.95	0.89	0.72	0.54	0.97	0.91	0.74	0.56	1.00	0.94	0.77	0.57	1.00	0.98	0.80	0.60	1.00	0.99	0.80	0.60	
	ΔT	24	23	20	16	24	23	20	16	24	23	20	16	24	23	20	16	23	23	20	16	21	21	19	15	
kW	3.26	3.33	3.42	3.52	3.49	3.56	3.67	3.78	3.69	3.77	3.88	4.00	3.87	3.95	4.07	4.20	4.02	4.10	4.23	4.36	4.15	4.24	4.37	4.51		
Amps	3.9	4.0	4.1	4.2	4.2	4.2	4.4	4.5	4.5	4.6	4.7	4.9	4.8	4.9	5.0	5.2	5.0	5.1	5.3	5.5	5.3	5.4	5.6	5.8		
HI PR	230	248	261	273	258	278	293	306	294	316	334	348	334	360	380	396	376	405	428	446	416	447	472	493		
LO PR	110	117	127	136	116	123	135	143	120	128	140	149	127	135	147	157	133	141	154	164	137	146	159	170		
MBh	46.7	47.7	50.9	54.4	45.6	46.6	49.7	53.2	44.5	45.5	48.6	51.9	43.4	44.3	47.4	50.6	41.2	42.1	45.0	48.1	38.2	39.0	41.7	44.6		
S/T	0.96	0.90	0.73	0.55	1.00	0.93	0.76	0.57	1.00	0.96	0.78	0.58	1.00	1.00	0.80	0.60	1.00	1.00	0.83	0.62	1.00	1.00	0.84	0.63		
ΔT	23	22	19	15	23	22	19	15	23	22	19	15	22	23	19	16	21	22	19	15	20	20	18	14		
kW	3.29	3.35	3.45	3.55	3.52	3.59	3.69	3.80	3.72	3.80	3.91	4.03	3.90	3.98	4.10	4.23	4.05	4.14	4.26	4.40	4.18	4.27	4.40	4.54		
Amps	3.9	4.0	4.1	4.2	4.2	4.3	4.4	4.6	4.5	4.6	4.8	4.9	4.8	4.9	5.1	5.2	5.1	5.2	5.3	5.5	5.4	5.5	5.6	5.8		
HI PR	232	250	264	275	261	281	296	309	297	319	337	351	338	363	384	400	380	409	432	450	420	452	477	498		
LO PR	111	118	129	137	117	125	136	145	122	129	141	151	128	136	148	158	134	143	156	166	139	147	161	171		
85	1400	MBh	42.5	43.4	45.4	48.5	41.5	42.4	44.4	47.3	40.6	41.3	43.3	46.2	39.6	40.3	42.2	45.1	37.6	38.3	40.1	42.8	34.8	35.5	37.2	39.7
		S/T	0.93	0.89	0.81	0.65	0.96	0.93	0.84	0.68	0.98	0.95	0.86	0.70	1.00	0.98	0.88	0.72	1.00	1.00	0.92	0.74	1.00	1.00	0.93	0.75
	ΔT	26	25	24	21	26	26	24	21	26	26	24	21	26	26	25	21	25	25	24	21	23	23	23	20	
	kW	3.22	3.28	3.37	3.47	3.44	3.51	3.61	3.72	3.64	3.71	3.82	3.94	3.81	3.89	4.00	4.13	3.96	4.04	4.16	4.29	4.09	4.17	4.30	4.43	
	Amps	3.8	3.9	4.0	4.1	4.1	4.2	4.3	4.4	4.4	4.5	4.6	4.8	4.7	4.8	4.9	5.1	4.9	5.1	5.2	5.4	5.2	5.3	5.5	5.7	
	HI PR	225	243	256	267	253	272	287	300	288	310	327	341	328	353	372	388	369	397	419	437	407	438	463	483	
	LO PR	108	114	125	133	114	121	132	140	118	126	137	146	124	132	144	153	130	138	151	161	134	143	156	166	
	MBh	46.1	47.0	49.2	52.5	45.0	45.9	48.1	51.3	43.9	44.8	46.9	50.1	42.9	43.7	45.8	48.8	40.7	41.5	43.5	46.4	37.7	38.5	40.3	43.0	
	S/T	0.96	0.93	0.84	0.68	1.00	0.96	0.87	0.70	1.00	0.98	0.89	0.72	1.00	1.00	0.92	0.74	1.00	1.00	0.95	0.77	1.00	1.00	0.96	0.78	
	ΔT	25	25	24	20	26	25	24	21	25	25	24	21	25	25	24	21	23	24	24	21	22	22	22	19	
kW	3.29	3.35	3.45	3.55	3.52	3.59	3.69	3.80	3.72	3.80	3.91	4.03	3.90	3.98	4.10	4.23	4.05	4.14	4.26	4.40	4.18	4.27	4.40	4.54		
Amps	3.9	4.0	4.1	4.2	4.2	4.3	4.4	4.6	4.5	4.6	4.8	4.9	4.8	4.9	5.1	5.2	5.1	5.2	5.3	5.5	5.4	5.5	5.6	5.8		
HI PR	232	250	264	275	261	281	296	309	297	319	337	351	338	363	384	400	380	409	432	450	420	452	477	498		
LO PR	111	118	129	137	117	125	136	145	122	129	141	151	128	136	148	158	134	143	156	166	139	147	161	171		
MBh	47.5	48.4	50.7	54.1	46.4	47.3	49.5	52.8	45.3	46.1	48.3	51.6	44.2	45.0	47.1	50.3	42.0	42.8	44.8	47.8	38.9	39.6	41.5	44.3		
S/T	1.00	0.97	0.88	0.71	1.00	1.00	0.91	0.74	1.00	1.00	0.93	0.76	1.00	1.00	0.96	0.78	1.00	1.00	0.95	0.77	1.00	1.00	0.96	0.78		
ΔT	24	24	23	20	24	24	23	20	23	24	23	20	23	23	23	20	21	22	23	20	21	20	20	18		
kW	3.31	3.38	3.47	3.57	3.54	3.61	3.72	3.83	3.75	3.82	3.94	4.06	3.93	4.01	4.13	4.26	4.08	4.17	4.30	4.43	4.22	4.30	4.44	4.58		
Amps	3.9	4.0	4.1	4.3	4.2	4.3	4.4	4.6	4.6	4.7	4.8	5.0	4.8	4.9	5.1	5.3	5.1	5.2	5.4	5.6	5.4	5.5	5.7	5.9		
HI PR	235	253	267	278	263	283	299	312	300	322	340	355	341	367	388	404	384	413	436	455	424	456	482	503		
LO PR	112	119	130	138	118	126	137	146	123	131	143	152	129	137	150	160	135	144	157	167	140	149	163	173		

IDB: Entering Indoor Dry Bulb Temperature. High and low pressures are measured at the liquid and suction service valves. Shaded area is AHRI (TV) conditions. Amps = outdoor unit amps (comp. + fan). KW=Total system power

EXPANDED COOLING DATA — DX13SA0603**/CA*F4961*6D*+EEP

IDB		OUTDOOR AMBIENT TEMPERATURE																												
		65				75				85				95				105				115								
		ENTERING INDOOR WET BULB TEMPERATURE																												
		59	63	67	71	59	63	67	71	59	63	67	71	59	63	67	71	59	63	67	71	59	63	67	71					
70	1500	MBh	53.8	55.7	61.0	-	51.3	53.1	58.2	-	50.0	51.8	56.8	-	47.5	49.2	53.9	-	44.0	45.6	50.0	-	41.5	43.1	47.8	-				
		S/T	0.66	0.55	0.38	-	0.70	0.58	0.40	-	0.72	0.60	0.42	-	0.75	0.62	0.43	-	0.75	0.63	0.44	-	0.75	0.63	0.44	-				
		ΔT	22	19	14	-	22	19	14	-	22	19	14	-	22	19	14	-	22	19	14	-	22	19	14	-				
		kW	3.97	4.05	4.18	-	4.27	4.37	4.51	-	4.54	4.64	4.80	-	4.99	5.10	5.27	-	5.16	5.28	5.45	-	5.33	5.45	5.62	-				
	1750	Amps	15.4	15.8	16.3	-	16.7	17.1	17.6	-	18.1	18.6	19.2	-	19.4	19.9	20.6	-	20.7	21.2	21.9	-	22.0	22.5	23.3	-	22.1	22.6	23.4	-
		HI PR	228	245	259	-	256	275	291	-	291	313	331	-	331	357	377	-	373	401	424	-	412	443	468	-	412	443	468	-
		LO PR	98	104	114	-	103	110	120	-	107	114	125	-	113	120	131	-	118	126	137	-	122	130	142	-	122	130	142	-
		MBh	55.4	57.4	62.9	-	54.1	56.1	61.4	-	52.8	54.7	59.9	-	51.5	53.4	58.5	-	48.9	50.7	55.6	-	45.3	47.0	51.5	-	45.3	47.0	51.5	-
	2000	S/T	0.69	0.57	0.40	-	0.71	0.60	0.41	-	0.73	0.61	0.42	-	0.75	0.63	0.44	-	0.78	0.65	0.45	-	0.79	0.66	0.46	-	0.79	0.66	0.46	-
		ΔT	20	17	13	-	20	18	13	-	20	18	13	-	20	18	13	-	20	17	13	-	19	16	12	-	19	16	12	-
		kW	4.00	4.09	4.21	-	4.31	4.40	4.54	-	4.58	4.68	4.84	-	4.82	4.93	5.09	-	5.03	5.14	5.31	-	5.20	5.32	5.50	-	5.20	5.32	5.50	-
		Amps	15.5	15.9	16.4	-	16.8	17.2	17.8	-	18.3	18.8	19.4	-	19.6	20.1	20.8	-	20.9	21.4	22.2	-	22.2	22.7	23.5	-	22.2	22.7	23.5	-
75	1500	HI PR	230	248	262	-	258	278	294	-	294	316	334	-	335	360	380	-	377	405	428	-	416	448	473	-	416	448	473	-
		LO PR	99	105	115	-	104	111	121	-	108	115	126	-	114	121	132	-	119	127	139	-	124	131	143	-	124	131	143	-
		MBh	55.6	57.7	63.2	-	54.3	56.3	61.7	-	53.0	55.0	60.2	-	51.8	53.6	58.8	-	49.2	51.0	55.8	-	45.5	47.2	51.7	-	45.5	47.2	51.7	-
		S/T	0.70	0.58	0.40	-	0.72	0.60	0.42	-	0.74	0.62	0.43	-	0.77	0.64	0.44	-	0.79	0.66	0.46	-	0.80	0.67	0.46	-	0.80	0.67	0.46	-
1500	ΔT	18	15	12	-	18	16	12	-	18	16	12	-	18	16	12	-	18	16	12	-	17	15	11	-	17	15	11	-	
	kW	4.00	4.09	4.22	-	4.31	4.40	4.55	-	4.58	4.68	4.84	-	4.82	4.93	5.09	-	5.03	5.14	5.31	-	5.20	5.32	5.50	-	5.20	5.32	5.50	-	
	Amps	15.5	15.9	16.4	-	16.8	17.2	17.8	-	18.3	18.8	19.4	-	19.6	20.1	20.8	-	20.9	21.4	22.2	-	22.2	22.7	23.5	-	22.2	22.7	23.5	-	
	HI PR	230	248	262	-	258	278	294	-	294	316	334	-	335	360	380	-	377	405	428	-	416	448	473	-	416	448	473	-	
1750	LO PR	99	105	115	-	104	111	121	-	108	115	126	-	114	121	132	-	119	127	139	-	124	131	143	-	124	131	143	-	
	MBh	56.3	58.0	62.7	-	55.0	56.6	61.3	-	53.7	55.3	59.8	-	52.4	53.9	58.4	-	49.8	51.2	55.5	-	46.1	47.5	51.4	-	46.1	47.5	51.4	-	
	S/T	0.78	0.70	0.53	-	0.81	0.72	0.55	-	0.83	0.74	0.56	-	0.86	0.77	0.58	-	0.89	0.80	0.60	-	0.90	0.80	0.61	-	0.90	0.80	0.61	-	
	ΔT	23	21	17	-	23	22	18	-	23	22	18	-	24	22	18	-	23	21	18	-	22	20	16	-	22	20	16	-	
2000	kW	4.03	4.12	4.25	-	4.34	4.44	4.58	-	4.62	4.72	4.88	-	4.86	4.97	5.13	-	5.07	5.18	5.36	-	5.25	5.37	5.55	-	5.25	5.37	5.55	-	
	Amps	15.7	16.1	16.6	-	17.0	17.4	18.0	-	18.5	18.9	19.6	-	19.8	20.3	21.0	-	21.1	21.6	22.4	-	22.4	22.9	23.7	-	22.4	22.9	23.7	-	
	HI PR	233	250	264	-	261	281	297	-	297	320	337	-	338	364	384	-	380	409	432	-	420	452	478	-	420	452	478	-	
	LO PR	100	106	116	-	105	112	122	-	110	117	127	-	115	122	134	-	121	128	140	-	125	133	145	-	125	133	145	-	

IDB: Entering Indoor Dry Bulb Temperature
 High and low pressures are measured at the liquid and suction service valves.
 Shaded area is ACCA (TVA) conditions
 kW= Total system power
 Amps = outdoor unit amps (comp. +fan)

EXPANDED COOLING DATA — DX13SA0603**/CA*F4961*6D*+EEP (CONT.)

IDB	Airflow	OUTDOOR AMBIENT TEMPERATURE																									
		65				75				85				95				105				115					
		59	63	67	71	59	63	67	71	59	63	67	71	59	63	67	71	59	63	67	71	59	63	67	71		
80	1500	MBh	55.6	56.9	60.7	64.9	54.3	55.5	59.3	63.4	53.0	54.2	57.9	61.9	51.8	52.9	56.5	60.4	49.2	50.2	53.7	57.4	45.5	46.5	49.7	53.2	
		S/T	0.82	0.77	0.62	0.47	0.85	0.80	0.65	0.48	0.87	0.82	0.66	0.50	0.90	0.84	0.69	0.51	0.93	0.87	0.71	0.53	0.94	0.88	0.72	0.54	
	1750	ΔT	28	27	23	19	28	27	24	19	28	27	24	19	28	27	24	19	28	27	23	19	26	25	22	17	
		kW	4.03	4.12	4.25	4.39	4.35	4.44	4.58	4.73	4.62	4.72	4.88	5.04	4.86	4.97	5.14	5.31	5.07	5.18	5.36	5.54	5.25	5.37	5.55	5.74	
	2000	Amps	15.7	16.1	16.6	17.2	17.0	17.4	18.0	18.7	18.5	18.9	19.6	20.3	19.8	20.3	21.0	21.8	21.1	21.6	22.4	23.2	22.4	22.9	23.7	24.7	
		HI PR	233	250	264	276	261	281	297	309	297	320	337	352	338	364	384	401	380	409	432	451	420	452	478	498	
	85	1500	LO PR	100	106	116	123	105	112	122	130	110	117	127	136	115	122	134	142	121	128	140	149	125	133	145	154
			MBh	57.3	58.6	62.6	66.9	56.0	57.2	61.1	65.3	54.6	55.8	59.6	63.8	53.3	54.5	58.2	62.2	50.6	51.7	55.3	59.1	46.9	47.9	51.2	54.7
		1750	S/T	0.86	0.80	0.65	0.49	0.89	0.83	0.68	0.51	0.91	0.85	0.70	0.52	0.94	0.88	0.72	0.54	1.00	0.92	0.75	0.56	1.00	0.92	0.75	0.56
			ΔT	26	25	22	17	26	25	22	17	26	25	22	17	26	25	22	18	27	25	22	17	25	23	20	16
2000		kW	4.07	4.15	4.28	4.42	4.38	4.48	4.62	4.77	4.66	4.76	4.92	5.08	4.90	5.01	5.18	5.35	5.11	5.23	5.40	5.59	5.29	5.41	5.59	5.79	
		Amps	15.8	16.2	16.7	17.4	17.1	17.6	18.2	18.9	18.7	19.1	19.8	20.5	20.0	20.5	21.2	22.0	21.3	21.8	22.6	23.5	22.6	23.2	24.0	24.9	
1500		HI PR	235	253	267	279	264	284	300	313	300	323	341	355	342	368	388	405	384	414	437	455	425	457	482	503	
		LO PR	101	107	117	125	107	113	124	132	111	118	129	137	116	124	135	144	122	130	142	151	126	134	146	156	
85		1500	MBh	57.6	58.8	62.9	67.2	56.2	57.5	61.4	65.6	54.9	56.1	59.9	64.1	53.6	54.7	58.5	62.5	50.9	52.0	55.6	59.4	47.1	48.2	51.5	55.0
			S/T	0.87	0.82	0.66	0.50	0.90	0.85	0.69	0.51	0.92	0.87	0.71	0.53	0.95	0.89	0.73	0.54	1.00	0.93	0.76	0.56	1.00	0.94	0.76	0.57
	1750	ΔT	23	22	19	15	23	22	19	16	23	22	19	16	23	23	20	16	23	22	19	15	22	21	18	14	
		kW	4.10	4.19	4.32	4.46	4.42	4.51	4.66	4.81	4.70	4.80	4.96	5.12	4.94	5.06	5.22	5.40	5.16	5.27	5.45	5.63	5.34	5.46	5.64	5.84	
	2000	Amps	16.0	16.4	16.9	17.6	17.3	17.7	18.3	19.0	18.8	19.3	20.0	20.7	20.2	20.7	21.4	22.2	21.5	22.0	22.8	23.7	22.8	23.4	24.2	25.1	
		HI PR	237	255	270	281	266	287	303	316	303	326	344	359	345	371	392	409	388	418	441	460	429	461	487	508	
	1500	LO PR	102	108	118	126	108	114	125	133	112	119	130	138	117	125	136	145	123	131	143	152	127	135	148	157	
		MBh	58.3	59.4	62.2	66.4	56.9	58.1	60.8	64.9	55.6	56.7	59.4	63.3	54.2	55.3	57.9	61.8	51.5	52.5	55.0	58.7	47.7	48.7	51.0	54.4	
	85	1500	S/T	0.90	0.87	0.78	0.64	0.93	0.90	0.81	0.66	0.96	0.92	0.83	0.68	0.99	0.95	0.86	0.70	1.00	0.99	0.89	0.72	1.00	1.00	0.90	0.73
			ΔT	28	27	26	22	28	27	26	22	28	27	26	22	28	28	26	23	27	27	26	22	25	25	24	21
1750		kW	4.10	4.19	4.32	4.46	4.42	4.51	4.66	4.81	4.70	4.80	4.96	5.12	4.95	5.06	5.22	5.40	5.16	5.27	5.45	5.63	5.34	5.46	5.64	5.84	
		Amps	16.0	16.4	16.9	17.6	17.3	17.7	18.3	19.0	18.8	19.3	20.0	20.7	20.2	20.7	21.4	22.2	21.5	22.0	22.8	23.7	22.8	23.4	24.2	25.1	
2000		HI PR	237	255	270	281	266	287	303	316	303	326	344	359	345	371	392	409	388	418	441	460	429	461	487	508	
		LO PR	102	108	118	126	108	114	125	133	112	119	130	138	117	125	136	145	123	131	143	152	127	135	148	157	
1500		MBh	58.6	59.7	62.5	66.7	57.2	58.3	61.1	65.2	55.9	56.9	59.6	63.6	54.5	55.6	58.2	62.1	51.8	52.8	55.3	59.0	48.0	48.9	51.2	54.6	
		S/T	0.91	0.88	0.79	0.64	0.94	0.91	0.82	0.67	0.97	0.93	0.84	0.68	1.00	0.96	0.87	0.71	1.00	1.00	0.90	0.73	1.00	1.00	0.91	0.74	
1750		ΔT	25	24	23	20	25	24	23	20	25	24	23	20	25	25	23	20	24	24	23	20	22	22	21	19	
		kW	4.13	4.22	4.35	4.50	4.45	4.55	4.70	4.85	4.74	4.84	5.00	5.17	4.99	5.10	5.27	5.45	5.20	5.32	5.49	5.68	5.38	5.50	5.69	5.89	
2000	Amps	16.1	16.5	17.1	17.7	17.5	17.9	18.5	19.2	19.0	19.5	20.1	20.9	20.4	20.9	21.6	22.4	21.7	22.2	23.0	23.9	23.0	23.6	24.4	25.4		
	HI PR	240	258	272	284	269	289	306	319	306	329	348	363	348	375	396	413	392	422	445	465	433	466	492	513		
1500	LO PR	103	109	119	127	109	116	126	134	113	120	131	140	119	126	138	147	124	132	144	154	129	137	149	159		
	MBh	58.6	59.7	62.5	66.7	57.2	58.3	61.1	65.2	55.9	56.9	59.6	63.6	54.5	55.6	58.2	62.1	51.8	52.8	55.3	59.0	48.0	48.9	51.2	54.6		

IDB: Entering Indoor Dry Bulb Temperature
 High and low pressures are measured at the liquid and suction service valves.
 Shaded area is AHRI (TV) conditions
 kW= Total system power
 Amps = outdoor unit amps (comp. +fan)

EXPANDED COOLING DATA — DX13SA0604**/CA*F4961*6D*+EEP

IDB		OUTDOOR AMBIENT TEMPERATURE												ENTERING INDOOR WET BULB TEMPERATURE													
		65				75				85				95				105				115					
		59	63	67	71	59	63	67	71	59	63	67	71	59	63	67	71	59	63	67	71	59	63	67	71		
70	1500	MBh	53.8	55.7	61.0	-	51.3	53.1	58.2	-	50.0	51.8	56.8	-	47.5	49.2	53.9	-	44.0	45.6	50.0	-	47.5	49.2	53.9	-	
		S/T	0.66	0.55	0.38	-	0.70	0.58	0.40	-	0.72	0.60	0.42	-	0.75	0.62	0.43	-	0.75	0.63	0.44	-	0.75	0.62	0.43	-	
		ΔT	22	19	14	-	22	19	14	-	22	19	14	-	22	19	14	-	22	19	14	-	22	19	14	-	
	1750	kW	3.97	4.05	4.18	-	4.27	4.37	4.51	-	4.78	4.89	5.05	-	4.99	5.10	5.27	-	5.16	5.28	5.45	-	4.99	5.10	5.27	-	
		Amps	15.4	15.8	16.3	-	16.7	17.1	17.6	-	18.1	18.6	19.2	-	19.4	19.9	20.6	-	20.7	21.2	21.9	-	20.7	21.2	21.9	-	
		HI PR	228	245	259	-	256	275	291	-	291	313	331	-	331	357	377	-	373	401	424	-	373	401	424	-	
	2000	LO PR	98	104	114	-	103	110	120	-	107	114	125	-	113	120	131	-	118	126	137	-	118	126	137	-	
		MBh	55.4	57.4	62.9	-	54.1	56.1	61.4	-	52.8	54.7	59.9	-	51.5	53.4	58.5	-	48.9	50.7	55.6	-	48.9	50.7	55.6	-	
		S/T	0.69	0.57	0.40	-	0.71	0.60	0.41	-	0.73	0.61	0.42	-	0.75	0.63	0.44	-	0.78	0.65	0.45	-	0.78	0.65	0.45	-	
	75	1500	ΔT	20	17	13	-	20	18	13	-	20	18	13	-	20	18	13	-	20	17	13	-	20	17	13	-
			kW	4.00	4.09	4.21	-	4.31	4.40	4.54	-	4.58	4.68	4.84	-	4.82	4.93	5.09	-	5.03	5.14	5.31	-	5.03	5.14	5.31	-
			Amps	15.5	15.9	16.4	-	16.8	17.2	17.8	-	18.3	18.8	19.4	-	19.6	20.1	20.8	-	20.9	21.4	22.2	-	20.9	21.4	22.2	-
1750		HI PR	230	248	262	-	258	278	294	-	294	316	334	-	335	360	380	-	377	405	428	-	377	405	428	-	
		LO PR	99	105	115	-	104	111	121	-	108	115	126	-	114	121	132	-	119	127	139	-	119	127	139	-	
		MBh	55.6	57.7	63.2	-	54.3	56.3	61.7	-	53.0	55.0	60.2	-	51.8	53.6	58.8	-	49.2	51.0	55.8	-	49.2	51.0	55.8	-	
2000		S/T	0.70	0.58	0.40	-	0.72	0.60	0.42	-	0.74	0.62	0.43	-	0.77	0.64	0.44	-	0.79	0.66	0.46	-	0.79	0.66	0.46	-	
		ΔT	18	15	12	-	18	16	12	-	18	16	12	-	18	16	12	-	18	16	12	-	18	16	12	-	
		kW	4.03	4.12	4.25	-	4.34	4.44	4.58	-	4.62	4.72	4.88	-	4.86	4.97	5.13	-	5.07	5.18	5.36	-	5.07	5.18	5.36	-	
1500		Amps	15.7	16.1	16.6	-	17.0	17.4	18.0	-	18.5	18.9	19.6	-	19.8	20.3	21.0	-	21.1	21.6	22.4	-	21.1	21.6	22.4	-	
		HI PR	233	250	264	-	261	281	297	-	297	319	337	-	338	364	384	-	380	409	432	-	380	409	432	-	
		LO PR	100	106	116	-	105	112	122	-	110	117	127	-	115	122	134	-	121	128	140	-	121	128	140	-	
1750	MBh	54.7	56.3	60.9	65.4	53.4	55.0	59.5	63.9	52.1	53.7	58.1	62.3	50.9	52.4	56.7	60.8	48.3	49.7	53.8	57.8	48.3	49.7	53.8	57.8		
	S/T	0.75	0.67	0.50	0.32	0.77	0.69	0.52	0.34	0.79	0.71	0.54	0.35	0.82	0.73	0.55	0.36	0.85	0.76	0.57	0.37	0.85	0.76	0.57	0.37		
	ΔT	25	23	19	13	25	23	19	13	25	23	19	13	26	23	19	13	25	23	19	13	25	23	19	13		
2000	kW	4.00	4.09	4.22	4.35	4.31	4.40	4.55	4.69	4.58	4.68	4.84	5.00	4.82	4.93	5.09	5.26	5.03	5.14	5.31	5.49	5.03	5.14	5.31	5.49		
	Amps	15.5	15.9	16.4	17.1	16.8	17.2	17.8	18.5	18.3	18.8	19.4	20.2	19.6	20.1	20.8	21.6	20.9	21.4	22.2	23.0	20.9	21.4	22.2	23.0		
	HI PR	230	248	262	273	258	278	294	306	294	316	334	348	335	360	380	397	377	405	428	446	377	405	428	446		
1500	LO PR	99	105	115	122	104	111	121	129	108	115	126	134	114	121	132	141	119	127	139	148	119	127	139	148		
	MBh	56.3	58.0	62.7	67.3	55.0	56.6	61.3	65.8	53.7	55.3	59.8	64.2	52.4	53.9	58.4	62.6	49.8	51.2	55.5	59.5	49.8	51.2	55.5	59.5		
	S/T	0.78	0.70	0.53	0.34	0.81	0.72	0.55	0.35	0.83	0.74	0.56	0.36	0.86	0.77	0.58	0.37	0.89	0.80	0.60	0.39	0.89	0.80	0.60	0.39		
1750	ΔT	23	21	17	12	23	22	18	12	23	22	18	12	24	22	18	12	23	21	18	12	23	21	18	12		
	kW	4.03	4.12	4.25	4.39	4.34	4.44	4.58	4.73	4.62	4.72	4.88	5.04	4.86	4.97	5.14	5.31	5.07	5.18	5.36	5.54	5.07	5.18	5.36	5.54		
	Amps	15.7	16.1	16.6	17.2	17.0	17.4	18.0	18.7	18.5	18.9	19.6	20.3	19.8	20.3	21.0	21.8	21.1	21.6	22.4	23.2	21.1	21.6	22.4	23.2		
2000	HI PR	233	250	264	276	261	281	297	309	297	320	337	352	338	364	384	401	380	409	432	451	380	409	432	451		
	LO PR	100	106	116	123	105	112	122	130	110	117	127	136	115	122	134	142	121	128	140	149	121	128	140	149		
	MBh	56.6	58.3	63.1	67.7	55.3	56.9	61.6	66.1	53.9	55.5	60.1	64.5	52.6	54.2	58.7	63.0	50.0	51.5	55.7	59.8	50.0	51.5	55.7	59.8		
1500	S/T	0.79	0.71	0.54	0.35	0.82	0.73	0.56	0.36	0.84	0.75	0.57	0.37	0.87	0.78	0.59	0.38	0.90	0.81	0.61	0.39	0.90	0.81	0.61	0.39		
	ΔT	21	19	16	11	21	19	16	11	21	19	16	11	21	19	16	11	21	19	16	11	21	19	16	11		
	kW	4.06	4.15	4.28	4.42	4.38	4.48	4.62	4.77	4.66	4.76	4.92	5.08	4.90	5.01	5.18	5.35	5.11	5.23	5.40	5.59	5.11	5.23	5.40	5.59		
1750	Amps	15.8	16.2	16.7	17.4	17.1	17.6	18.1	18.8	18.7	19.1	19.8	20.5	20.0	20.5	21.2	22.0	21.3	21.8	22.6	23.5	21.3	21.8	22.6	23.5		
	HI PR	235	253	267	278	264	284	300	312	300	323	341	355	341	367	388	405	384	413	437	455	384	413	437	455		
	LO PR	101	107	117	125	106	113	124	132	111	118	129	137	116	124	135	144	122	130	141	151	122	130	141	151		

IDB: Entering Indoor Dry Bulb Temperature
 High and low pressures are measured at the liquid and suction service valves.
 Shaded area is ACCA (TVA) conditions
 kW= Total system power
 Amps = outdoor unit amps (comp. +fan)

EXPANDED COOLING DATA — DX13SA0604**/CA*F4961*6D*+EEP (CONT.)

IDB	Airflow	OUTDOOR AMBIENT TEMPERATURE															115										
		65					75					85						95					105				
		59	63	67	71	75	59	63	67	71	75	59	63	67	71	75		59	63	67	71	75	59	63	67	71	75
80	1500	MBh	55.6	56.9	60.7	64.9	54.3	55.5	59.3	63.4	53.0	54.2	57.9	61.9	51.8	52.9	56.5	60.4	49.2	50.2	53.7	57.4	45.5	46.5	49.7	53.2	
		S/T	0.82	0.77	0.62	0.47	0.85	0.80	0.65	0.48	0.87	0.82	0.66	0.50	0.90	0.84	0.69	0.51	0.93	0.87	0.71	0.53	0.94	0.88	0.72	0.54	
		ΔT	28	27	23	19	28	27	24	19	28	27	24	19	28	27	24	19	28	27	23	19	26	25	22	17	
		kW	4.03	4.12	4.25	4.39	4.35	4.44	4.58	4.73	4.62	4.72	4.88	5.04	4.86	4.97	5.14	5.31	5.07	5.18	5.36	5.54	5.25	5.37	5.55	5.74	
		Amps	15.7	16.1	16.6	17.2	17.0	17.4	18.0	18.7	18.5	18.9	19.6	20.3	19.8	20.3	21.0	21.8	21.1	21.6	22.4	23.2	22.4	22.9	23.7	24.7	
	HI PR	233	250	264	276	261	281	297	309	297	320	337	352	338	364	384	401	380	409	432	451	420	452	478	498		
	LO PR	100	106	116	123	105	112	122	130	110	117	127	136	115	122	134	142	121	128	140	149	125	133	145	154		
	MBh	57.3	58.6	62.6	66.9	56.0	57.2	61.1	65.3	54.6	55.8	59.6	63.8	53.3	54.5	58.2	62.2	50.6	51.7	55.3	59.1	46.9	47.9	51.2	54.7		
	S/T	0.86	0.80	0.65	0.49	0.89	0.83	0.68	0.51	0.91	0.85	0.70	0.52	0.94	0.88	0.72	0.54	1.00	0.92	0.75	0.56	1.00	0.92	0.75	0.56		
	ΔT	26	25	22	17	26	25	22	17	26	25	22	17	26	25	22	18	27	25	22	17	25	23	20	16		
kW	4.07	4.15	4.28	4.42	4.38	4.48	4.62	4.77	4.66	4.76	4.92	5.08	4.90	5.01	5.18	5.35	5.11	5.23	5.40	5.59	5.29	5.41	5.59	5.79			
Amps	15.8	16.2	16.7	17.4	17.1	17.6	18.2	18.9	18.7	19.1	19.8	20.5	20.0	20.5	21.2	22.0	21.3	21.8	22.6	23.5	22.6	23.2	24.0	24.9			
HI PR	235	253	267	279	264	284	300	313	300	323	341	355	342	368	388	405	384	414	437	455	425	457	482	503			
LO PR	101	107	117	125	107	113	124	132	111	118	129	137	116	124	135	144	122	130	142	151	126	134	146	156			
MBh	57.6	58.8	62.9	67.2	56.2	57.5	61.4	65.6	54.9	56.1	59.9	64.1	53.6	54.7	58.5	62.5	50.9	52.0	55.6	59.4	47.1	48.2	51.5	55.0			
S/T	0.87	0.82	0.66	0.50	0.90	0.85	0.69	0.51	0.92	0.87	0.71	0.53	0.95	0.89	0.73	0.54	1.00	0.93	0.76	0.56	1.00	0.94	0.76	0.57			
ΔT	23	22	19	15	23	22	19	16	23	22	19	16	23	23	20	16	23	22	19	15	22	21	18	14			
kW	4.10	4.19	4.32	4.46	4.42	4.51	4.66	4.81	4.70	4.80	4.96	5.12	4.94	5.06	5.22	5.40	5.16	5.27	5.45	5.63	5.34	5.46	5.64	5.84			
Amps	16.0	16.4	16.9	17.6	17.3	17.7	18.3	19.0	18.8	19.3	20.0	20.7	20.2	20.7	21.4	22.2	21.5	22.0	22.8	23.7	22.8	23.4	24.2	25.1			
HI PR	237	255	270	281	266	287	303	316	303	326	344	359	345	371	392	409	388	418	441	460	429	461	487	508			
LO PR	102	108	118	126	108	114	125	133	112	119	130	138	117	125	136	145	123	131	143	152	127	135	148	157			
85	1500	MBh	56.6	57.7	60.4	64.5	55.3	56.4	59.0	63.0	54.0	55.0	57.6	61.5	52.7	53.7	56.2	60.0	50.0	51.0	53.4	57.0	46.3	47.2	49.5	52.8	
		S/T	0.86	0.83	0.75	0.61	0.89	0.86	0.77	0.63	0.91	0.88	0.79	0.64	0.94	0.91	0.82	0.66	0.98	0.94	0.85	0.69	0.98	0.95	0.86	0.70	
		ΔT	30	29	28	24	30	30	28	24	30	30	28	24	30	30	28	24	30	29	28	24	28	28	26	23	
		kW	4.07	4.15	4.28	4.42	4.38	4.48	4.62	4.77	4.66	4.76	4.92	5.08	4.90	5.01	5.18	5.35	5.11	5.23	5.40	5.59	5.29	5.41	5.59	5.79	
		Amps	15.8	16.2	16.7	17.4	17.1	17.6	18.2	18.9	18.7	19.1	19.8	20.5	20.0	20.5	21.2	22.0	21.3	21.8	22.6	23.5	22.6	23.2	24.0	24.9	
	HI PR	235	253	267	279	264	284	300	313	300	323	341	355	342	368	388	405	384	414	437	455	425	457	482	503		
	LO PR	101	107	117	125	107	113	124	132	111	118	129	137	116	124	135	144	122	130	142	151	126	134	146	156		
	MBh	58.3	59.4	62.2	66.4	56.9	58.1	60.8	64.9	55.6	56.7	59.4	63.3	54.2	55.3	57.9	61.8	51.5	52.5	55.0	58.7	47.7	48.7	51.0	54.4		
	S/T	0.90	0.87	0.78	0.64	0.93	0.90	0.81	0.66	0.96	0.92	0.83	0.68	0.99	0.95	0.86	0.70	1.00	0.99	0.89	0.72	1.00	1.00	0.90	0.73		
	ΔT	28	27	26	22	28	27	26	22	28	27	26	22	28	28	26	23	27	27	27	26	22	25	25	24	21	
kW	4.10	4.19	4.32	4.46	4.42	4.51	4.66	4.81	4.70	4.80	4.96	5.12	4.95	5.06	5.22	5.40	5.16	5.27	5.45	5.63	5.34	5.46	5.64	5.84			
Amps	16.0	16.4	16.9	17.6	17.3	17.7	18.3	19.0	18.8	19.3	20.0	20.7	20.2	20.7	21.4	22.2	21.5	22.0	22.8	23.7	22.8	23.4	24.2	25.1			
HI PR	237	255	270	281	266	287	303	316	303	326	344	359	345	371	392	409	388	418	441	460	429	461	487	508			
LO PR	102	108	118	126	108	114	125	133	112	119	130	138	117	125	136	145	123	131	143	152	127	135	148	157			
MBh	58.6	59.7	62.5	66.7	57.2	58.3	61.1	65.2	55.9	56.9	59.6	63.6	54.5	55.6	58.2	62.1	51.8	52.8	55.3	59.0	48.0	48.9	51.2	54.6			
S/T	0.91	0.88	0.79	0.64	0.94	0.91	0.82	0.67	0.97	0.93	0.84	0.68	1.00	0.96	0.87	0.71	1.00	1.00	0.90	0.73	1.00	1.00	0.91	0.74			
ΔT	25	24	23	20	25	24	23	20	25	24	23	20	25	25	23	20	24	24	24	23	20	22	22	21	19		
kW	4.13	4.22	4.35	4.50	4.45	4.55	4.70	4.85	4.74	4.84	5.00	5.17	4.99	5.10	5.27	5.45	5.20	5.32	5.49	5.68	5.38	5.50	5.69	5.89			
Amps	16.1	16.5	17.1	17.7	17.5	17.9	18.5	19.2	19.0	19.5	20.1	20.9	20.4	20.9	21.6	22.4	21.7	22.2	23.0	23.9	23.0	23.6	24.4	25.4			
HI PR	240	258	272	284	269	289	306	319	306	329	348	363	348	375	396	413	392	422	445	465	433	466	492	513			
LO PR	103	109	119	127	109	116	126	134	113	120	131	140	119	126	138	147	124	132	144	154	129	137	149	159			

IDB: Entering Indoor Dry Bulb Temperature
High and low pressures are measured at the liquid and suction service valves.

Shaded area is AHRI (TVA) conditions

Amps = outdoor unit amps (comp. + fan)
KW= Total system power

AHRI RATINGS

OUTDOOR UNIT	INDOOR UNITS	COOLING RATINGS		SEER ²	EER ³	CFM	AHRI #
	COILS/AIR HANDLERS	TOTAL ¹	SENS. ¹				
DX13SA 0363A*	ARPT36C14A*	33,000	24,800	13.0	11.0	1,175	6334369
	ARPT42D14A*	34,200	25,800	13.5	11.3	1,200	6334370
	ARUF36C14A*	33,000	24,800	13.0	11.0	1,020	6334371
	ARUF36C14A*+TXV	34,000	25,600	13.0	11.0	1,275	6334372
	ARUF36C14B*	33,000	24,800	13.0	11.0	1,020	6334373
	ARUF36C14B*+TXV	34,000	25,600	13.0	11.0	1,275	6334374
	ARUF42C14A*	34,200	25,800	13.0	11.0	1,175	6334375
	ARUF42C14A*+TXV	34,200	25,800	13.0	11.0	1,175	6334376
	ASPT36C14A*	34,000	25,600	13.8	11.8	1,210	6334377
	ASPT42D14A*	34,600	26,000	14.0	12.0	1,280	6334378
	ASUF39C14A*	34,000	25,600	13.5	11.5	1,210	6334379
	ASUF39C14A*+TXV	34,000	25,600	13.8	11.8	1,210	6334380
	AWUF36XX16B*	33,400	25,200	13.0	11.0	1,150	6334381
	AWUF37XX16B*	34,000	25,600	13.0	11.0	1,200	6334382
	CA*F3636*6D*+EEP	35,000	26,400	13.0	11.0	1,200	6334383
	CA*F3642*6D*+MBVC1600**-1A*	35,400	26,600	14.0	11.5	1,200	6334384
	CA*F3743*6D*+EEP	34,600	26,000	13.0	11.0	1,200	6334385
	CA*F3743*6D*+EEP+TXV	34,600	26,000	13.5	11.0	1,200	6334386
	CA*F3743*6D*+MBVC1600**-1A*	35,400	26,600	14.0	11.5	1,200	6334387
	CHPF3636B6C*+EEP	35,400	26,600	13.0	11.0	1,200	6334388
CHPF3642C6C*+EEP	35,400	26,600	13.0	11.0	1,200	6334389	
CHPF3642C6C*+MBVC1600**-1A*	35,400	26,600	14.0	11.5	1,200	6334390	
CHPF3642D6C*+EEP	35,400	26,600	13.0	11.0	1,200	6334391	
CSCF3036N6D*+EEP	35,000	26,400	13.0	11.0	1,200	6334392	
CSCF3642N6D*+EEP	35,400	26,600	13.0	11.0	1,200	6334393	
DX13SA 0483A*	ARPT48D14A*	46,000	35,200	13.5	11.0	1,475	6334394
	ARPT60D14A*	46,000	35,200	13.5	11.0	1,500	6334395
	ARUF48D14A*	44,500	34,200	13.0	11.0	1,550	6334396
	ARUF48D14A*+TXV	44,500	34,200	13.0	11.0	1,550	6334397
	ARUF60D14A*	44,500	34,200	13.0	11.0	1,460	6334398
	ARUF60D14A*+TXV	44,500	34,200	13.0	11.0	1,460	6334399
	ASPT48D14A*	46,000	35,200	13.8	11.3	1,600	6334400
	ASPT60D14A*	46,000	35,200	13.8	11.3	1,600	6334401
	ASUF49C14A*	43,000	33,000	13.0	11.0	1,435	6334402
	ASUF49C14A*+TXV	43,000	33,000	13.3	11.0	1,435	6334403
	CA*F4860*6D*+EEP	46,000	35,200	13.0	11.0	1,600	6334404
	CA*F4860*6D*+MBVC2000**-1A*	46,000	35,200	14.0	11.3	1,600	6334405
	CHPF4860D6D*+EEP	46,000	35,200	13.0	11.0	1,600	6334406
CHPF4860D6D*+MBVC2000**-1A*	46,000	35,200	14.0	11.3	1,600	6334407	
CSCF4860N6D*+EEP	46,000	35,200	13.0	11.0	1,600	6334408	
DX13SA 0484A*	ARPT48D14A*	46,000	35,200	13.5	11.0	1,475	6334409
	ARPT60D14A*	46,000	35,200	13.5	11.0	1,500	6334410
	ARUF48D14A*	44,500	34,200	13.0	11.0	1,550	6334411
	ARUF48D14A*+TXV	44,500	34,200	13.0	11.0	1,550	6334412
	ARUF60D14A*	44,500	34,200	13.0	11.0	1,460	6334413
	ARUF60D14A*+TXV	44,500	34,200	13.0	11.0	1,460	6334414
	ASUF49C14A*	43,000	33,000	13.0	11.0	1,435	6334415
	ASUF49C14A*+TXV	43,000	33,000	13.3	11.0	1,435	6334416
	CA*F4860*6D*+EEP	46,000	35,200	13.0	11.0	1,600	6334417
	CA*F4860*6D*+MBVC2000**-1A*	46,000	35,200	14.0	11.3	1,600	6334418
	CHPF4860D6D*+EEP	46,000	35,200	13.0	11.0	1,600	6334419
	CHPF4860D6D*+MBVC2000**-1A*	46,000	35,200	14.0	11.3	1,600	6334420
	CSCF4860N6D*+EEP	46,000	35,200	13.0	11.0	1,600	6334421

AHRI RATINGS (CONT.)

OUTDOOR UNIT	INDOOR UNITS	COOLING RATINGS		SEER ²	EER ³	CFM	AHRI #
	COILS/AIR HANDLERS	TOTAL ¹	SENS. ¹				
DX13SA 0603A*	ARPT48D14A*	54,500	37,400	13.0	11.0	1,500	6334422
	ARPT60D14A*	55,000	37,600	13.0	11.0	1,500	6334423
	ARUF48D14A*	54,500	37,400	13.0	11.0	1,500	6334424
	ARUF60D14A*	55,000	37,600	13.0	11.0	1,500	6334425
	ASPT60D14A*	56,000	38,500	14.0	11.5	1,600	6334426
	ASUF59D14A*	56,000	38,500	13.5	11.0	1,580	6334427
	ASUF59D14A*+TXV	56,000	38,500	14.0	11.5	1,600	6334428
	CA*F4860*6D*+EEP	55,000	37,600	13.0	11.0	1,500	6334429
	CA*F4860*6D*+MBVC2000**-1A*	56,000	38,500	13.5	11.5	1,575	6334430
	CA*F4860*6D*+MBVC2000**-1A*+TXV	56,000	38,500	14.0	11.5	1,575	6334431
	CA*F4961*6D*+EEP	56,500	38,500	13.0	11.0	1,500	6334432
	CA*F4961*6D*+MBVC2000**-1A*	57,000	39,000	14.0	11.5	1,575	6334433
	CA*F4961*6D*+MBVC2000**-1A*+TXV	57,000	39,000	14.5	12.0	1,575	6334434
	CAPT4961*4A*+EEP	56,500	38,500	13.5	11.0	1,500	6334435
	CAPT4961*4A*+MBVC2000**-1A*	57,000	39,000	14.5	12.0	1,575	6334436
	CHPF4860D6D*+EEP	56,000	38,500	13.0	11.0	1,500	6334437
	CHPF4860D6D*+MBVC2000**-1A*	57,000	39,000	14.0	11.5	1,575	6334438
	CHPF4860D6D*+MBVC2000**-1A*+TXV	57,000	39,000	14.0	11.5	1,575	6334439
CSCF4860N6D*+EEP	55,000	37,600	13.0	11.0	1,500	6334440	
CSCF4860N6D*+MBVC2000**-1A*	56,000	38,500	13.5	11.5	1,575	6334441	
CSCF4860N6D*+MBVC2000**-1A*+TXV	56,000	38,500	14.0	11.5	1,575	6334442	
DX13SA 0604A*	ARPT48D14A*	54,500	37,400	13.0	11.0	1,500	6334443
	ARPT60D14A*	55,000	37,600	13.0	11.0	1,500	6334444
	ARUF48D14A*	54,500	37,400	13.0	11.0	1,500	6334445
	ARUF60D14A*	55,000	37,600	13.0	11.0	1,500	6334446
	ASUF59D14A*	56,000	38,500	13.5	11.0	1,580	6334447
	CA*F4860*6D*+EEP	55,000	37,600	13.0	11.0	1,500	6334448
	CA*F4860*6D*+MBVC2000**-1A*	56,000	38,500	13.5	11.5	1,575	6334449
	CA*F4860*6D*+MBVC2000**-1A*+TXV	56,000	38,500	14.0	11.5	1,575	6334450
	CA*F4961*6D*+EEP	56,500	38,500	13.0	11.0	1,500	6334451
	CA*F4961*6D*+MBVC2000**-1A*	57,000	39,000	14.0	11.5	1,575	6334452
	CA*F4961*6D*+MBVC2000**-1A*+TXV	57,000	39,000	14.5	12.0	1,575	6334453
	CAPT4961*4A*+EEP	56,500	38,500	13.5	11.0	1,500	6334454
	CAPT4961*4A*+MBVC2000**-1A*	57,000	39,000	14.5	12.0	1,575	6334455
	CHPF4860D6D*+EEP	56,000	38,500	13.0	11.0	1,500	6334456
	CHPF4860D6D*+MBVC2000**-1A*	57,000	39,000	14.0	11.5	1,575	6334457
	CHPF4860D6D*+MBVC2000**-1A*+TXV	57,000	39,000	14.0	11.5	1,575	6334458
	CSCF4860N6D*+EEP	55,000	37,600	13.0	11.0	1,500	6334459
	CSCF4860N6D*+MBVC2000**-1A*	56,000	38,500	13.5	11.5	1,575	6334460
CSCF4860N6D*+MBVC2000**-1A*+TXV	56,000	38,500	14.0	11.5	1,575	6334461	

¹ BTU/h

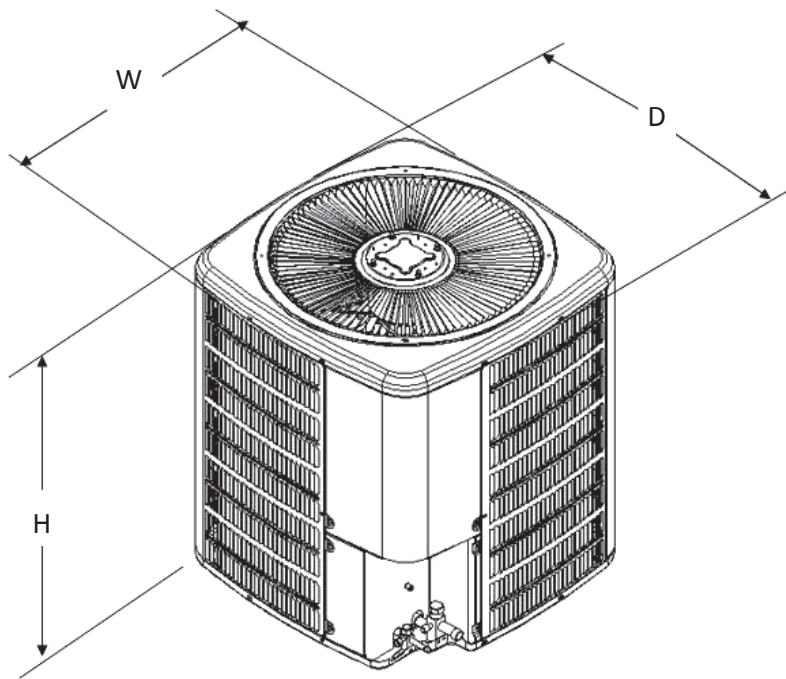
² Seasonal Energy Efficiency Ratio; Certified per AHRI 210/240 @ 80°F/ 67°F/ 95°F

³ Energy Efficiency Ratio @ 80°F/ 67°F/ 95°F

NOTES

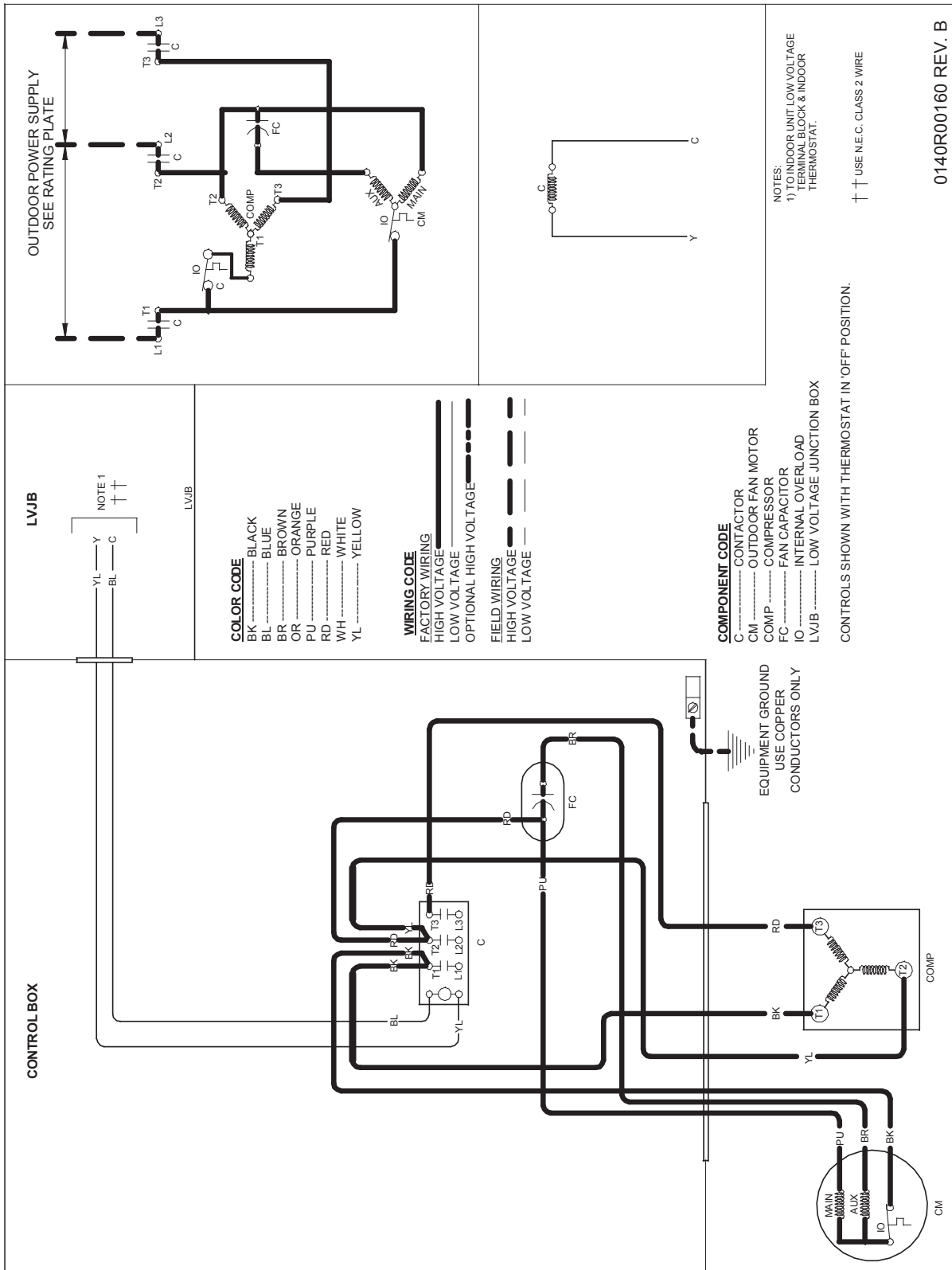
- Always check the S&R plate for electrical data on the unit being installed.
- When matching the outdoor unit to the indoor unit, use the piston supplied with the outdoor unit or that specified on the piston kit chart supplied with the indoor unit.
- EEP - Order from Service Dept. Part No. B13707-38 or new Solid State Board B13707-35S. Part No. B13707-38 is not interchangeable with B13707-35S. The Goodman Gas Furnace contains the EEP cooling time delay

DIMENSIONS



MODEL	DIMENSIONS		
	W	D	H
DX13SA0363A*	29"	29"	28¾"
DX13SA0483A*	29"	29"	36¼"
DX13SA0484A*	29"	29"	36¼"
DX13SA0603A*	35½"	35½"	38¼"
DX13SA0604A*	35½"	35½"	38¼"

WIRING DIAGRAM — DX13SA0363** - 483**/4**

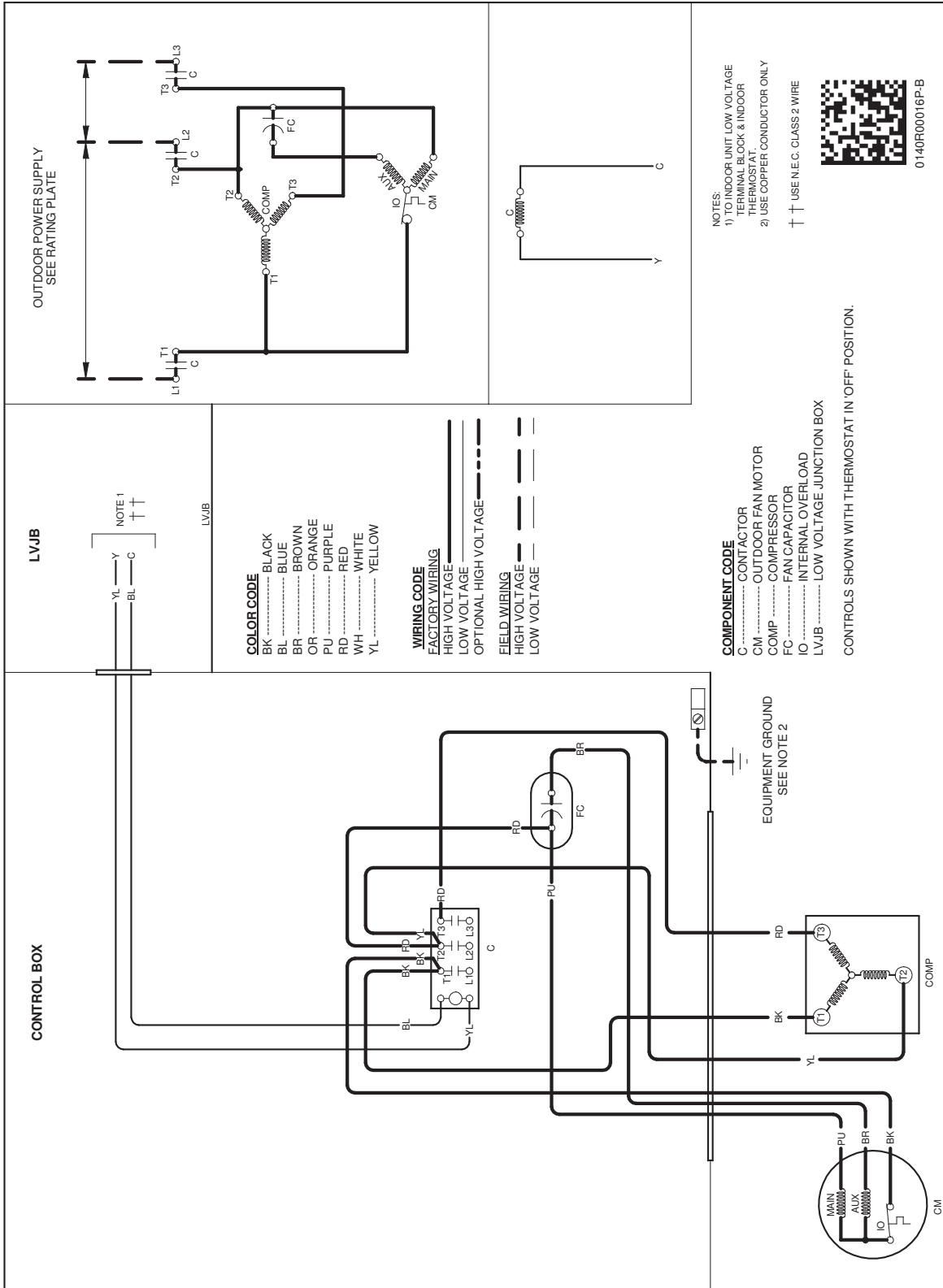


WARNING

High Voltage: Disconnect all power before servicing or installing this unit. Multiple power sources may be present. Failure to do so may cause property damage, personal injury, or death.

Wiring is subject to change. Always refer to the wiring diagram or the unit for the most up-to-date wiring.

WIRING DIAGRAM — DX13SA0603**/4**



ACCESSORIES

MODEL #	DESCRIPTION	DX13SA 0363**	DX13SA 0483**	DX13SA 0484*	DX13SA 0603**	DX13SA 0604**
ABK-20	Anchor Bracket Kit ^	x	x	x	x	x
ASC-01	Anti-Short Cycle Kit	x	x	x	x	x
FSK01A ¹	Freeze Protection Kit ²	x	x	x	x	x
LSK01A ²	Liquid Line Solenoid Kit	x	x	x	x	x
LAKT01	Low Ambient Kit	x	x	x	x	x
0163R00002	Crankcase heater	x				
0163R00003	Crankcase heater		x		x	
0163R00004	Crankcase Heater			x		x
OY18-60A	Outdoor Thermostat	x	x	x	x	x
TX3N4 ²	TXV Kit	x				
TX5N4 ²	TXV Kit		x	x	x	x

[^] Contains 20 brackets; four brackets needed to anchor unit to pad

¹ Installed on indoor coil

² Field-installed, non-bleed, expansion valve kit — Condensing units and heat pumps with reciprocating compressors require the use of start-assist components when used in conjunction with an indoor coil using a non-bleed thermal expansion valve refrigerant metering device or liquid line solenoid kit. The TXV should always be sized based on the tonnage of the outdoor unit.

NOTES